

SINGER

24W

PRICE LIST

OF

PARTS



MACHINES

OF

CLASS 24W

THE SINGER MANUFACTURING COMPANY

INDEX

	PAGE
ACCESSORIES.....	58
BOBBIN WINDER.....	58
FEED DOGS.....	63
KNEE LIFTER PARTS.....	59
LAP SEAM FELLERS.....	77
“ “ GUIDE.....	79
MACHINE No. 24 w 1.....	7
“ “ 24 w 4.....	16
“ “ 24 w 5.....	18
“ “ 24 w 6.....	27
“ “ 24 w 10.....	28
“ “ 24 w 105.....	36
“ “ 24 w 106.....	45
“ “ 24 w 107.....	47
“ “ 24 w 108.....	56
“ “ 24 w 109.....	57
NEEDLE HOLDERS.....	64
NUMERICAL LIST OF PARTS.....	89
OBSOLETE PARTS.....	87
PRESSER FEET.....	65
“ FOLDERS.....	80
SHIRT FACING FOLDERS.....	80
STRIP REELS.....	83
SWING LAP SEAM FELLER.....	79
THREAD UNWINDER.....	60
THROAT PLATES.....	73
UNDER DRIVER.....	85

From the library of: Diamond Needle Corp.

INSTRUCTIONS FOR ORDERING

In ordering from this list, use **ONLY** the **PART** number in the **FIRST** column.

The number stamped on a Sewing Machine Part is the number of the Single Part only, except when the part includes Set Screws, Clamping Screws, Studs and Rollers Spun on, Small Wires riveted, or Parts soldered together, etc., which it is necessary to furnish in combination.

Every combination of parts sent out has its specific number which, although not stamped on Parts (except in above cases) must be used when ordering the combination.

Each number always indicates the **SAME PART** in whatever list it appears, or for whatever Machine.

The letters after some of the numbers indicate the style of finish only, as follows:

- A. Hardened, Polished and Plated.
- B. Polished and Plated.
- C. Hardened only.
- D. Polished only.
- E. Soft, not polished.
- F. Hardened and Polished.
- H. Blued.

These letters **MUST BE USED** when they appear in the list and **AFTER** the number, as in the list.

In this series

200001 to 201500 are Screw Numbers.

201501 to 201800 are Nut Numbers.

201801 to 202000 are Roller Numbers.

202001 and upward are numbers of Machine Parts.


The figures in the second column refer only to the plate in which the illustration of the part is shown and are **NOT TO BE USED** in ordering.

Two or more numbers over a cut indicate that the difference between such parts is not visible in an illustration.

Parts marked with an asterisk (*) are furnished only when repairs are made at the factory.

LIST OF PARTS COMPLETE

FOR



MACHINE No. 24 w 1

DROP FEED

For Shirts, Corsets, Underwear, Corset Covers, Etc.

In gauges from $\frac{1}{32}$ to $\frac{3}{4}$ inch.

No.	Plate	Name	Each
*204161	—	Arm	\$ —
*204412	—	" 204161 with 200439c, 202036 and 204705	—
204163	12305	Arm Cap	10
200278H	12311	" " Screw	05
202248H	12307	" " " Washer	05
200963E	12311	" Screw (3)	06
202005	12308	" Washer (3)	01
203202	12333	" Shaft	1 75
204705	12334	" " Bushing (front)	35
200439c	12311	" " " Position Screw	05
204440	12333	" " Connection with four 200054E (2)	75

From the library of: Diamond Sewing Corp

No.	Plate	Name	Each
200054E	12307	Arm Shaft Connection Screw	\$ 03
202299	—	" " Oil Packing (wick) (2)	01
204805	12333	Balance Wheel, 5½ in. diam. (belt groove 3 in. diam.), with 200328c and 200335c	1 00
200062H	12311	Balance Wheel Adjusting Screw	07
200328c	12311	" " Position Screw	04
200335c	12311	" " Set Screw	04
*213133	—	Bed	—
*214055	—	" 213133 with 202062, 203248, 203249, two each 200362c, 200516c, 200840c and 202299	—
202258	12345	Bed Hinge Connection (2)	08
200570E	12311	" " " Screw (4)	05
203329	11904	" Slide (back)	30
203301	12334	" " (front)	35
203208	12312	Bobbin (2)	05
203210	12312	" Case Base with 202056, 203211 to 203213 and 203216	55
203211	12312	Bobbin Case Base Latch	05
*202056	12312	" " " " Pin	—
203212	12312	" " " " Plunger	02
203213	12312	" " " " Spring	01
203209	12312	" " Cap with 200984E, 203214, 203215 and two 200594E	25
203214	12312	Bobbin Case Tension Spring	10
200984E	12312	" " " " Regulating Screw	04
200594E	12312	Bobbin Case Tension Spring Screw	02
203215	12312	" " Thread Guide	05
200594E	12312	" " " " Screw	02
203216	12312	" " Washer (cloth)..... Per 100	25
203217	12312	Bobbin Case complete, Nos. 203209 and 203210	80
204533	12333	Face Plate with 200366H, 204730, two each 200368H, 202090, 204281 and three 200397H	1 10
200053c	12311	Face Plate Screw	04
204730	12386	" " Thread Guide	03
200397H	12309	" " " " Set Screw	02
204874	12333	Face Plate complete, Nos. 200135c, 200319c, 200577H, 204277 to 204280, 204533, 204555, two each 200309E, 204059 and 204272	3 50
203303	12334	Feed Bar with 204189	50
203309	—	" " 203303 with 200214E, 201525E and 204200	1 00
200214E	12310	Feed Bar Hinge Screw	12
201525E	12310	" " " " Nut	03
214424	12386	" " Spring	04
204189	12306	" " " Hook	01

No.	Plate	Name	Each
211006	12121	Feed Dog, for 211858	\$ 75
211020	12123	" " " 211019	75
211714	11905	" " " 211860	75
211732	11906	" " " 211021	60
211865	12122	" " " 211031	60
211761	11906	" " " 211025	60
211765	12104	" " " 211012	60
211769	12104	" " " 211033	75
200106E	12311	" " Screw (2)	02
200075E	11902	" " Support Screw	02
201535E	11902	" " " Nut	03
203233	12305	" Driving Cam with 200382c and 200437c	50
204192	—	Feed Driving Cam Fork Lever with 204195 and 204293	85
204193	12334	Feed Driving Cam Fork Lever Conne- tion with 200668c and 201525E.....	15
204194	12306	Feed Driving Cam Fork Lever Conne- tion Clamp with 200031c	15
200031c	12311	Feed Driving Cam Fork Lever Conne- tion Clamp Pinch Screw	05
200665c	12310	Feed Driving Cam Fork Lever Conne- tion Clamp Screw Stud	05
201525E	12310	Feed Driving Cam Fork Lever Conne- tion Clamp Screw Stud Nut	05
200002E	12310	Feed Driving Cam Fork Lever Conne- tion Hinge Screw	05
201522E	12310	Feed Driving Cam Fork Lever Conne- tion Hinge Screw Nut	—
*204195	—	Feed Driving Cam Fork Lever Shaft	15
*224334	—	" " " " " " Collar —224334 with 200113E	15
204197	12306	" " " " " " " "	03
200113E	12308	Feed Driving Cam Fork Lever Shaft Col- lar Set Screw	03
204293	12308	Feed Driving Cam Fork Lever Shaft Position Pin	01
204196	12307	Feed Driving Cam Fork Lever Shaft Sleeve (split)	25
200043c	12311	Feed Driving Cam Fork Lever Shaft Sleeve Set Screw	04
201524E	12310	Feed Driving Cam Fork Lever Shaft Sleeve Set Screw Nut	03
201198	12334	Feed Driving Cam Fork Lever complete, Nos. 204192 and 204194	1 30
200437c	12311	Feed Driving Cam Position Screw.....	06
200382c	11902	" " " Set Screw	02
204199	12333	" " Rock Shaft	35
206554	—	" " " " 204199 with 200002E, 201522E and 204193	80

No.	Plate	Name	Each
202305c	12307	Feed Driving Rock Shaft Center (2)....	\$ 06
200043c	12311	" " " " " Set Screw (2)	04
204200	12305	Feed Driving Rock Shaft Crank with 204189 (on left side) and two 200383c	35
200383c	12311	Feed Driving Rock Shaft Crank Set Screw	02
203235	12308	Feed Lifting Cam with 202126	75
204202	12308	" " " Fork with 200027e	75
200027e	12310	" " " Pinch Screw.....	04
202126	12308	" " " Position Pin	01
200045c	12310	" " " Screw	03
203305	12334	" " Rock Shaft	30
203315	12334	" " " " 203305 with 203238	65
202305c	12307	Feed Lifting Rock Shaft Center (2)....	06
200043c	12311	" " " " " Set Screw (2)	04
202276	12308	Feed Lifting Rock Shaft Slide Block	15
203238	12308	" " " " " " " 202276 with 200243e and 201531e.....	35
200243e	12310	Feed Lifting Rock Shaft Slide Block Hinge Screw	08
201531e	12308	Feed Lifting Rock Shaft Slide Block Hinge Screw Nut	03
204206	12306	Feed Regulating Handle	10
204207	11904	" " " 204206 with 200098e, 202622, 204208 to 204210 and 204213	55
204208	12307	Feed Regulating Handle Adjustable Stop	05
200098e	12307	" " " " " " Screw	03
204209	12307	Feed Regulating Handle Position Pin...	01
204210	12306	" " " Shaft	20
204211	12306	" " " " Crank with 200078e f.	20
204212	12307	Feed Regulating Handle Shaft Crank Link	15
200271e	12311	Feed Regulating Handle Shaft Crank Link Hinge Screw (lower)	05
200291e	12307	Feed Regulating Handle Shaft Crank Link Hinge Screw (upper)	05
200078f	12307	Feed Regulating Handle Shaft Crank Set Screw	03
204213	12307	Feed Regulating Handle Shaft Sleeve (split)	15
200362c	12311	Feed Regulating Handle Shaft Sleeve Set Screw	03
202622	12306	Feed Regulating Handle Shaft Sleeve Washer	01

No.	Plate	Name	Each
202036	12310	Feed Regulating Handle Stop Pin.....	\$ 01
204214	—	Feed Regulating Handle complete, Nos. 200291e, 204207, 204211 and 204212....	95
*203239	—	Hook (sewing)	—
203240	12312	" 203239 with 200600e, 200616e and 203251	2 20
203290	12312	Hook and Bobbin Case complete, Nos. 203217 and 203240	3 00
203241	12312	Hook Bevel Gear Socket, 24 teeth	85
200555e	12312	" " " Screw	05
203242	12305	" " Pinion, 24 teeth, with two 200383c (2)	1 00
200383c	12311	Hook Bevel Pinion Set Screw	02
203306	12333	" Counter Shaft	45
203244	12308	" " " Collar with two 200393c	20
200393c	12308	Hook Counter Shaft Collar Set Screw...	02
203245	11902	" " " Driving Gear, 44 teeth, with 200362c and 200439c.....	1 00
213154	12305	Hook Counter Shaft Driving Gear 203245 with 200045c and 203235	1 80
200439c	12311	Hook Counter Shaft Driving Gear Posi- tion Screw	05
200362c	12311	Hook Counter Shaft Driving Gear Set Screw	03
203246	12305	Hook Counter Shaft Gear, 22 teeth, with two 200383c	75
200383c	12311	Hook Counter Shaft Gear Set Screw....	02
202299	—	" " " Oil Packing (wick)	01
200840e	12311	" " " " " " Stop Screw	10
203247	12333	Hook Driving Shaft	1 60
203248	12334	" " " Bearing with 202299...	20
202299	—	" " " " Oil Packing (wick)	01
202126	12308	Hook Driving Shaft Bearing Position Pin	01
200516e	12311	" " " " Screw.....	08
203249	12305	" " " Bushing (eccentric)	25
202299	—	" " " " Oil Packing (wick)	01
200362c	12311	Hook Driving Shaft Bushing Set Screw	03
213141	11902	" " " Collar with two 200393c	20
200393c	12308	Hook Driving Shaft Collar Set Screw...	02
203251	12312	" Gib	40
200600e	12312	" " Hinge Screw	02
200616e	12312	" " Screw	02
203307	12335	" Saddle (left or right) with 202299	1 25
202299	—	" " Oil Packing (wick)	01
200006e	12307	" " Screw (4)	07

From the library of: Diamond Needle Corp

No.	Plate	Name	Each
225585E	12319	Hook Saddle Screw Washer (4).....	\$ 02
203254	12312	" Washer	20
203308	12335	Hook Saddle (left or right) complete, Nos. 200555H, 203241, 203254, 203290 and 203307	5 25
203462	—	Hook Saddle Combination (left and right) complete, Nos. two 203308	10 50
202445	11125	Knee Lifter Connection Lever with 202446	07
227311	—	Knee Lifter Connection Lever 202445 with 200224H, 200262H, 227302 and 227308	50
200224H	12306	Knee Lifter Connection Lever Hinge Screw	12
227308	11125	Knee Lifter Connection Lever Lifting Rod with 202302	05
202302	12321	Knee Lifter Connection Lever Lifting Rod Cotter Pin	01
202446	12306	Knee Lifter Connection Lever Pin	03
227302	11125	" " Lifting Lever	10
200262H	12306	" " " " Hinge Screw	10
231390	11904	Needle Bar (hollow)	80
204248	12307	" " Connecting Link	35
200658C	12307	" " " " Hinge Screw Stud	10
201519C	12307	Needle Bar Connecting Link Hinge Screw Stud Nut	03
204249	12308	Needle Bar Connecting Stud with 200072C and 202277	40
202277	—	Needle Bar Connecting Stud Oil Packing (wick)	01
200072C	12308	Needle Bar Connecting Stud Pinch Screw	03
204326	12338	Needle Bar Packing Cord (2) ... Per 100	25
200504E	12310	" " Screw Bushing (lower)	05
200503B	12310	" " " " (upper)	05
231388	11903	Needle Holder, needles $\frac{3}{16}$ in. apart and must be set diagonally, in gauges $\frac{1}{16}$, $\frac{1}{8}$ and $\frac{1}{4}$ in., with 201030F and two 200141F	1 00
231383	11903	Needle Holder, in gauges from $\frac{1}{16}$ to $\frac{1}{2}$ in., in steps of $\frac{1}{16}$ in., with 201030F and two 200141F	1 25
231385	11903	Needle Holder, in gauges from $\frac{1}{16}$ to $\frac{3}{8}$ in., in steps of $\frac{1}{16}$ in., with 201030F and two 200141F	1 50
201030F	11903	Needle Holder Screw	02
200141F	11903	" Set Screw	02
204251	12334	Presser Bar (hollow) with 200074F.....	80
204252	12308	" " Lifter	20

No.	Plate	Name	Each
200550C	12311	Presser Bar Lifter Hinge Screw.....	\$ 08
204253	12308	" " Lifting Bracket with 200086C	40
200086C	12308	" " " " Pinch Screw..	03
204254	12307	" " " " Position Guide	30
200362C	12311	" " " " " "	
		Set Screw	03
204327	12306	Presser Bar Packing Washer (felt) Per 100	25
200504E	12310	Presser Bar Screw Bushing (lower)....	05
204255	12310	" " Spring	10
200491B	12305	" " Thumb Screw (pressure reg- ulating)	25
229092	13085	Presser Foot, 50 needle hole, needles $\frac{3}{16}$ in. apart, for needle sizes 3 to 5, in gauges $\frac{1}{16}$, $\frac{1}{8}$ and $\frac{1}{4}$ inch	75
229102	13071	Presser Foot, 46 needle hole, for needle sizes 5 to 7, in gauges from $\frac{1}{16}$ to $\frac{3}{8}$ in., in steps of $\frac{1}{16}$ inch	75
229103	13071	Presser Foot, 46 needle hole, for needle sizes 5 to 7, in gauges $\frac{1}{16}$, $\frac{1}{8}$ and $\frac{1}{4}$ inch	75
229104	13071	Presser Foot, 46 needle hole, for needle sizes 5 to 7, in gauges from $\frac{1}{16}$ to $\frac{1}{2}$ in., in steps of $\frac{1}{16}$ inch.....	75
229105	13072	Presser Foot, 46 needle hole, for needle sizes 5 to 7, in gauges $\frac{1}{16}$ and $\frac{1}{8}$ inch	85
229106	13072	Presser Foot, 46 needle hole, for needle sizes 5 to 7, in gauges $\frac{1}{16}$, $\frac{1}{8}$, $\frac{3}{16}$ and $\frac{1}{4}$ inch	85
229107	13072	Presser Foot, 46 needle hole, for needle sizes 5 to 7, in gauges $\frac{1}{16}$ and $\frac{1}{4}$ inch..	85
200074F	12308	Presser Foot Screw	03
212920	—	Take-up Cam with 200335C and 200430C..	1 35
203268	12334	" " 212920 with 200335C, 200658C and 201519C	1 50
203172	12307	Take-up Cam Friction Washer	05
200430C	12311	" " Position Screw	08
200383C	12311	" " " " Check Screw.	02
200335C	12311	" " Set Screw	04
204553	12386	" Lever with 204265	75
206601	—	" " 204553 with 204263	90
204263	12310	" " Bearing with 204264	15
204264	12306	" " " Position Pin	01
200042F	12311	" " " Screw	05
204265	—	" " Oil Guard	05
201816	12307	" " Roller	12
204554	12386	Take-up Lever complete, Nos. 200042F, 201816 and 206601	1 00
202402	12309	Tension Disc	05
202090	12309	" " Position Pin	01
204555	12338	" Release Lever	10

Foot with Spring: Hammond Needle Corp.

No.	Plate	Name	Each
200309E	12309	Tension Release Lever Screw.....	\$ 04
202075	12309	" " Plunger	03
215609	—	" " Slide	18
204268	12310	" " 215609 with 204269..	20
204269	12308	" " Spring	02
202407	12309	" Spring	05
200632B	12309	" Stud	20
200397H	12309	" " Set Screw	02
201572B	12309	" Thumb Nut	04
204271	12309	" Washer	05
204272	12309	Tension complete, Nos. 200632B, 201572B, 202075, 202407, 204271 and two 202402	50
215610	—	Thread Controller Adjusting Collar.....	10
204273	12308	" " " " 215610 with 200684H (for Presser Bar).....	15
200684H	12308	Thread Controller Adjusting Collar Screw	04
204274	12309	Thread Controller Plate	12
200577H	12311	" " " Screw	02
202098	12309	" " Roller	05
204275	12309	" " " Guard	10
202084	12309	" " " Washer... ..	01
200300C	12309	" " " Screw	04
204276	12309	" " Spring	03
204333	12309	" " " Guard	08
200581H	12309	" " " " Screw	02
204277	12309	" " " Stop	15
204278	12309	" " " " Driving Gear ..	10
200319C	12309	" " " " " " "	
		Hinge Screw	04
200135C	12309	Thread Controller Spring Stop Screw..	03
204279	12309	" " " Stud with 204925	10
200366H	11902	Thread Controller Spring Stud Set Screw	02
204925	12306	" " " " Washer ..	01
205987	12309	Thread Controller complete, Nos. 200300C, 200581H, 202084, 202098, 204274, 204275 and 204333	42
204280	12309	Thread Controller and Spring complete, Nos. 204276 and 205987	45
203313	12386	Thread Guide	10
204556	12386	" "	05
204281	12309	" Retainer Guide Wire	01
202091	12309	" " Sleeve	05
202092	12309	" " Spring	01
204058B	12309	" " Stud	07
200368H	12309	" " " Set Screw	02
204059	12309	Thread Retainer complete, Nos. 202091, 202092 and 204058B	15

No.	Plate	Name	Each
211858	12121	Throat Plate, 50 needle hole, needles $\frac{3}{32}$ in. apart, for needle sizes 3 to 5, in gauges $\frac{1}{32}$, $\frac{3}{64}$ and $\frac{1}{16}$ in., for 211006....	\$ 1 50
211019	12123	Throat Plate, 50 needle hole, for needle sizes 3 to 5, in gauges $\frac{3}{32}$ and $\frac{1}{4}$ in., for 211020	1 50
211860	12121	Throat Plate, 50 needle hole, for needle sizes 3 to 5, in $\frac{3}{32}$ in. gauge, for 211714	1 25
211021	12122	Throat Plate, 50 needle hole, for needle sizes 3 to 5, in gauges $\frac{1}{16}$, $\frac{3}{32}$, $\frac{1}{4}$, $\frac{5}{32}$ and $\frac{3}{8}$ in., for 211732	1 25
211031	12122	Throat Plate, 50 needle hole, for needle sizes 3 to 5, in gauges from $\frac{1}{16}$ to $\frac{1}{2}$ in., in steps of $\frac{1}{16}$ in., for 211865.....	1 25
241025	12123	Throat Plate, 50 needle hole, for needle sizes 3 to 5, in gauges $\frac{1}{16}$, $\frac{3}{32}$, $\frac{1}{4}$ and $\frac{5}{8}$ in., for 211761	1 25
211012	12123	Throat Plate, 50 needle hole, for needle sizes 3 to 5, in gauges $\frac{3}{32}$ and $\frac{1}{4}$ in., for 211765	1 25
211033	11905	Throat Plate, 50 needle hole, for needle sizes 3 to 5, in gauges $\frac{3}{32}$ and $\frac{1}{4}$ in., for 211769	1 50
200161D	12319	Throat Plate Clamp Screw	01
202062	12308	" " Position Pin	01
200577H	12311	" " Screw	02

MACHINE No. 24 w 4

DROP FEED

For Overalls, Duck Coats, Canvas, Etc.

In gauges from $\frac{1}{8}$ to $\frac{3}{4}$ inch.

The same as Machine No. 24 w 1 with the following exceptions:

No.	Plate	Name	Each
211865	12122	Feed Dog, for 211912	\$ 60
211762	11906	" " " 211026	60
211766	12104	" " " 211013	60
211770	12104	" " " 211034	75
204258	12386	Presser Bar Spring (heavy), in place of 204255	10
230795	11902	Presser Foot Hinge Pin	01
229171	—	" " Plate, for 229172	1 00
229173	—	" " " " 229174	1 00
229175	—	" " " " 229176	1 00
229177	—	" " " " 229178	1 10
229179	—	" " " " 229180	1 10
202923	—	" " Shank	60
229172	12175	Presser Foot (hinged) complete, 38 needle hole, for needle sizes 9 to 12, in gauges from $\frac{1}{4}$ to $\frac{5}{16}$ in., in steps of $\frac{1}{32}$ in., Nos. 202923, 229171 and 230795	1 75
229174	12175	Presser Foot (hinged) complete, 38 needle hole, for needle sizes 9 to 12, in gauges $\frac{11}{16}$, $\frac{3}{4}$, $\frac{13}{16}$ and $\frac{7}{8}$ in., Nos. 202923, 229173 and 230795	1 75
229176	12175	Presser Foot (hinged) complete, 38 needle hole, for needle sizes 9 to 12, in gauges $\frac{11}{16}$, $\frac{1}{2}$, $\frac{13}{16}$ and $\frac{3}{4}$ in., Nos. 202923, 229175 and 230795	1 75
229178	12175	Presser Foot (hinged) complete, 38 needle hole, for needle sizes 9 to 12, in gauges $\frac{11}{16}$ and $\frac{3}{4}$ in., Nos. 202923, 229177 and 230795	1 85
229180	12175	Presser Foot (hinged) complete, 38 needle hole, for needle sizes 9 to 12, in gauges $\frac{11}{16}$, $\frac{1}{2}$, $\frac{13}{16}$ and $\frac{3}{4}$ in., Nos. 202923, 229179 and 230795	1 85
211912	12122	Throat Plate, 40 needle hole, for needle sizes 7 to 9, in gauges from $\frac{1}{4}$ to $\frac{1}{2}$ in., in steps of $\frac{1}{32}$ in., for 211865	1 25

No.	Plate	Name	Each
211026	12123	Throat Plate, 46 needle hole, for needle sizes 5 to 7, in gauges $\frac{11}{16}$, $\frac{3}{8}$, $\frac{13}{16}$ and $\frac{5}{8}$ in., for 211762	\$ 1 25
211013	12123	Throat Plate, 46 needle hole, for needle sizes 5 to 7, in gauges $\frac{11}{16}$ and $\frac{13}{16}$ in., for 211766	1 25
211034	11905	Throat Plate, 46 needle hole, for needle sizes 5 to 7, in $\frac{3}{4}$ in. gauge, for 211770	1 50

LIST OF PARTS COMPLETE

FOR

MACHINE No. 24 w 5

DROP FEED. ALTERNATING PRESSERS

For Shirts, Corsets, Underwear, Etc.

In gauges from $\frac{1}{16}$ to $\frac{3}{8}$ inch.

No.	Plate	Name	Each
*204471	—	Arm	\$ —
*204417	—	" 204471 with 200439c, 202036 and 204705	—
204163	12305	Arm Cap	10
200278H	12311	" " Screw	05
202248H	12307	" " Washer	05
200963E	12311	" Screw (3)	06
202005	12308	" " Washer (3)	01
213001	11901	" Shaft	1 85
204705	12334	" " Bushing (front)	35
200439c	12311	" " " Position Screw	05
204440	12333	" " Connection with four 200054E (2)	75
200054E	12307	Arm Shaft Connection Screw	03
202299	—	" " Oil Packing (wick) (2)	01
204805	12333	Balance Wheel, 5 $\frac{1}{2}$ in. diam. (belt groove 3 in. diam.), with 200328c and 200335c	1 00
200062H	12311	Balance Wheel Adjusting Screw	07
200328c	12311	" " Position Screw	01
200335c	12311	" " Set Screw	04
*213133	—	Bed	—
*214055	—	" 213133 with 202062, 203218, 203219, two each 200362c, 200516e, 200810e and 202299	—
202258	12345	Bed Hinge Connection (2)	08
200570E	12311	" " " Screw (4)	35
203329	11904	" Slide (back)	30
203301	12334	" " (front)	35
203208	12312	Bobbin (2)	05
203210	12312	" Case Base with 202056, 203211 to 203213 and 203216	55
203211	12312	Bobbin Case Base Latch	05
*202056	12312	" " " " Pin	—

No.	Plate	Name	Each
203212	12312	Bobbin Case Base Latch Plunger.....	\$ 02
203213	12312	" " " Spring	01
203209	12312	" " Cap with 200984E, 203214, 203215 and two 200594E	25
203214	12312	Bobbin Case Tension Spring	10
200984E	12312	" " " " Regulating Screw	94
200594E	12312	Bobbin Case Tension Spring Screw	02
203215	12312	" " Thread Guide	05
200594E	12312	" " " " Screw	02
203216	12312	" " Washer (cloth) ...Per 100	25
203217	12312	Bobbin Case complete, Nos. 203209 and 203210	80
213746	11901	Face Plate with 200366H, 202087, 204730, two each 200368H, 202090, 204281 and three 200397H	1 10
200053c	12311	Face Plate Screw	04
204730	12386	" " Thread Guide	03
200397H	12309	" " " " Set Screw.....	02
213747	11901	Face Plate complete, Nos. 200577H, 202088, 203766, 204280, 213746, two each 200309e, 204059 and 204272	3 50
203303	12331	Feed Bar with 204189	50
203309	—	" " 203303 with 200214e, 201525E and 204200	1 00
200214E	12310	Feed Bar Hinge Screw	12
201525E	12310	" " " " Nut	03
214421	12386	" " Spring	04
204189	12306	" " Hook	01
211006	12121	" Dog, for 211858	75
211020	12123	" " " 211019	75
211714	11905	" " " 211860	75
211732	11906	" " " 211021	60
211865	12122	" " " 211031	60
211761	11906	" " " 211025	60
211765	12101	" " " 211012	60
211769	12101	" " " 211033	75
200106E	12311	" " Screw (2)	02
200075E	11902	" " Support Screw	02
201535E	11902	" " " " Nut.....	03
203233	12305	" Driving Cam with 200382c and 200437c	50
204192	—	Feed Driving Cam Fork Lever with 204195 and 204293	85
204193	12334	Feed Driving Cam Fork Lever Conne- ction with 200668c and 201525e.....	35
204194	12306	Feed Driving Cam Fork Lever Conne- ction Clamp with 200031c	45
200031c	12311	Feed Driving Cam Fork Lever Conne- ction Clamp Pinch Screw	04

No.	Plate	Name	Each
200668c	12310	Feed Driving Cam Fork Lever Connection Clamp Screw Stud	\$ 06
201525E	12310	Feed Driving Cam Fork Lever Connection Clamp Screw Stud Nut	03
200002E	12310	Feed Driving Cam Fork Lever Connection Hinge Screw	07
201522E	12310	Feed Driving Cam Fork Lever Connection Hinge Screw Nut	03
*204195	---	Feed Driving Cam Fork Lever Shaft	---
*224334	---	" " " " " " Collar	---
204197	12306	" " " " " " "	---
		224334 with 200113E	15
200113E	12308	Feed Driving Cam Fork Lever Shaft Collar Set Screw	03
204293	12308	Feed Driving Cam Fork Lever Shaft Position Pin	01
204196	12307	Feed Driving Cam Fork Lever Shaft Sleeve (split)	25
200043c	12311	Feed Driving Cam Fork Lever Shaft Sleeve Set Screw	04
201524E	12310	Feed Driving Cam Fork Lever Shaft Sleeve Set Screw Nut	03
204198	12334	Feed Driving Cam Fork Lever complete, Nos. 204192 and 204194	1 30
200437c	12311	Feed Driving Cam Position Screw	06
200382c	11902	" " " Set Screw	02
204199	12333	" " Rock Shaft	35
206554	---	" " " " 204199 with 200002E, 201522E and 204193	80
202305c	12307	Feed Driving Rock Shaft Center (2)	06
200043c	12311	" " " " " Set Screw (2)	04
204200	12305	Feed Driving Rock Shaft Crank with 204189 (on left side) and two 200383c	35
200383c	12311	Feed Driving Rock Shaft Crank Set Screw	02
203235	12308	Feed Lifting Cam with 202126	75
204202	12308	" " " Fork with 200027E	75
200027E	12310	" " " " Pinch Screw	04
202126	12308	" " " Position Pin	01
200045c	12310	" " " Screw	03
203305	12334	" " Rock Shaft	30
203315	12334	" " " " 203305 with 203238	65
202305c	12307	" " " " Center (2)	06
200043c	12311	" " " " " Set Screw (2)	04
202276	12308	Feed Lifting Rock Shaft Slide Block	15
203238	12308	" " " " " "	---
		202276 with 200243E and 201531E	35

No.	Plate	Name	Each
200243E	12310	Feed Lifting Rock Shaft Slide Block Hinge Screw	\$ 08
201531E	12308	Feed Lifting Rock Shaft Slide Block Hinge Screw Nut	03
204206	12306	Feed Regulating Handle	10
204207	11904	" " " 204206 with 200098E, 202622, 204208 to 204210 and 204213	55
204208	12307	Feed Regulating Handle Adjustable Stop	05
200098E	12307	" " " " " Screw	03
204209	12307	Feed Regulating Handle Position Pin	01
204210	12306	" " " Shaft	20
204211	12306	" " " " Crank with 200078E	20
204212	12307	Feed Regulating Handle Shaft Crank Link	15
200271E	12311	Feed Regulating Handle Shaft Crank Link Hinge Screw (lower)	06
200291E	12307	Feed Regulating Handle Shaft Crank Link Hinge Screw (upper)	05
200078E	12307	Feed Regulating Handle Shaft Crank Set Screw	03
204213	12307	Feed Regulating Handle Shaft Sleeve (split)	15
200362c	12311	Feed Regulating Handle Shaft Sleeve Set Screw	03
202622	12306	Feed Regulating Handle Shaft Sleeve Washer	01
202036	12310	Feed Regulating Handle Stop Pin	01
204211	---	Feed Regulating Handle complete, Nos. 200291E, 204207, 204211 and 204212	95
*203239	---	Hook (sewing)	---
203240	12312	" 203239 with 200600E, 200616E and 203251	2 20
203290	12312	Hook and Bobbin Case complete, Nos. 203217 and 203240	3 00
203211	12312	Hook Bevel Gear Socket, 24 teeth	85
200555H	12312	" " " " Screw	05
203242	12305	" " Pinion, 24 teeth, with two 200383c (2)	1 00
200383c	12311	Hook Bevel Pinion Set Screw	02
203306	12333	" Counter Shaft	45
203244	12308	" " " Collar with two 200393c	20
200393c	12308	Hook Counter Shaft Collar Set Screw	02
203245	11902	" " " Driving Gear, 11 teeth, with 200362c and 200439c	1 00
213154	12305	Hook Counter Shaft Driving Gear 203245 with 200045c and 203235	1 80

No.	Plate	Name	Each
200439c	12311	Hook Counter Shaft Driving Gear Position Screw	\$ 05
200362c	12311	Hook Counter Shaft Driving Gear Set Screw	03
203246	12305	Hook Counter Shaft Gear, 22 teeth, with two 200383c	75
200383c	12311	Hook Counter Shaft Gear Set Screw	02
202299	—	" " " Oil Packing (wick)	01
200840E	12311	" " " " " " Stop Screw	10
203247	12333	Hook Driving Shaft	1 60
203248	12334	" " " Bearing with 202299	20
202299	—	" " " " Oil Packing (wick)	01
202126	12308	Hook Driving Shaft Bearing Position Pin	01
200516E	12311	" " " " Screw	08
203249	12305	" " " Bushing (eccentric)	25
202299	—	" " " " Oil Packing (wick)	01
200362c	12311	Hook Driving Shaft Bushing Set Screw	03
213141	11902	" " " Collar with two 200393c	20
200393c	12308	Hook Driving Shaft Collar Set Screw	02
203251	12312	" Gib	40
200600F	12312	" " Hinge Screw	02
200616F	12312	" " Screw	02
203307	12335	" Saddle (left or right) with 202299	1 25
202299	—	" " Oil Packing (wick)	01
200006E	12307	" " Screw (4)	07
225585E	12319	" " Washer (4)	02
203254	12312	" Washer	20
203308	12335	Hook Saddle (left or right) complete, Nos. 200555n, 203241, 203254, 203290 and 203307	5 25
203462	—	Hook Saddle Combination (left and right) complete, Nos. two 203308	10 50
202445	11125	Knee Lifter Connection Lever with 202416	07
227311	—	Knee Lifter Connection Lever 202445 with 200224n, 200262n, 227302 and 227308	50
200224n	12306	Knee Lifter Connection Lever Hinge Screw	12
227308	11125	Knee Lifter Connection Lever Lifting Rod with 202302	05
202302	12321	Knee Lifter Connection Lever Lifting Rod Cotter Pin	01
202446	12306	Knee Lifter Connection Lever Pin	03
227302	11125	" " Lifting Lever	10
200262n	12306	" " " " Hinge Screw	10

No.	Plate	Name	Each
201475	10483	Lifting Lever with 200122n	\$ 1 00
208389	—	" " " 204475 with 200935F, 204531E, 204478 and 206659	2 40
213004	11902	Lifting Lever Driving Crank	80
204478	10483	" " " " Link	40
200122n	10483	" " " " " Stop Screw	03
200400c	11902	Lifting Lever Driving Crank Position Screw	01
200387c	11902	Lifting Lever Driving Crank Position Screw Set Screw	02
204479	11902	Lifting Lever Driving Crank Position Screw Set Screw Packing (brass)	01
200481b	10483	Lifting Lever Stop Screw	03
204480	10483	" " Stud Lifting Bracket with 200086c and 200481b	75
208390	—	Lifting Lever Stud Lifting Bracket 204480 with 208389	2 85
200086c	12308	Lifting Lever Stud Lifting Bracket Pinch Screw	03
222301	11909	Lifting Presser Foot, 46 needle hole, needles $\frac{3}{16}$ in. apart, for needle sizes 5 to 7, in gauges $\frac{3}{16}$, $\frac{1}{4}$ and $\frac{5}{16}$ in., for 206675	1 50
229641	14066	Lifting Presser Foot, 46 needle hole, for needle sizes 5 to 7, in gauges $\frac{3}{16}$, $\frac{1}{4}$ and $\frac{5}{16}$ in., for 206671	2 00
229642	14066	Lifting Presser Foot, 46 needle hole, for needle sizes 5 to 7, in gauges $\frac{3}{16}$ and $\frac{1}{4}$ in., for 206661	2 00
229650	14067	Lifting Presser Foot, 46 needle hole, for needle sizes 5 to 7, in gauges $\frac{1}{4}$, $\frac{3}{16}$, $\frac{5}{16}$ and $\frac{3}{8}$ in., for 229651	2 00
229652	14067	Lifting Presser Foot, 46 needle hole, for needle sizes 5 to 7, in gauges from $\frac{1}{16}$ to $\frac{5}{16}$ in., in steps of $\frac{1}{16}$ in., for 229653	2 50
229654	14068	Lifting Presser Foot, 46 needle hole, for needle sizes 5 to 7, in gauges $\frac{3}{16}$, $\frac{1}{4}$, $\frac{5}{16}$ and $\frac{3}{8}$ in., for 229655	3 00
200074F	12308	Lifting Presser Foot Screw	03
231390	11901	Needle Bar (hollow)	86
204481	10483	" " Connecting Link with 200488c	50
200488c	10483	Needle Bar Connecting Link Pinch Screw	02
204249	12308	Needle Bar Connecting Stud with 200072c and 202277	40
202277	—	Needle Bar Connecting Stud Oil Packing (wick)	01

No.	Plate	Name	Each
200072c	12308	Needle Bar Connecting Stud Pinch Screw	\$ 03
201326	12338	Needle Bar Packing Cord (21... Per 100)	25
200504E	12310	" " Screw Bushing (lower)	05
200503B	12310	" " " " (upper)	05
231388	11903	Needle Holder, needles $\frac{3}{16}$ in. apart and must be set diagonally, in gauges $\frac{3}{16}$, $\frac{1}{2}$ and $\frac{5}{8}$ in., with 201030E and two 200141E	1 00
231383	11903	Needle Holder, in gauges from $\frac{3}{16}$ to $\frac{1}{2}$ in., in steps of $\frac{1}{16}$ in., with 201030E and two 200141E	1 25
231385	11903	Needle Holder, in gauges from $\frac{1}{4}$ to $\frac{3}{4}$ in., in steps of $\frac{1}{8}$ in., with 201030E and two 200141E	1 50
201030E	11903	Needle Holder Screw	02
200141E	11903	" Set Screw	02
204251	12334	Presser Bar (hollow) with 200071E	80
204252	12308	" " Lifter	20
200550c	12311	" " " Hinge Screw	08
204481	11902	" " Lifting Bracket Position Guide	35
200362c	12311	Presser Bar Lifting Bracket Position Guide Set Screw	03
204327	12306	Presser Bar Packing Washer (fold) Per 100	25
200504E	12310	Presser Bar Screw Bushing (lower)	05
204482	11902	" " Spring	15
200491B	12305	" " Thumb Screw (pressure regulating)	25
201506B	11902	Presser Bar Thumb Screw Check Nut	06
213925	11904	Take-up Cam with 200347c, 200383c, 200387c, 200400c, 200430c and 204179	1 75
203172	12307	Take-up Cam Friction Washer	05
200430c	12311	" " Position Screw	08
200383c	12311	" " " " Check Screw	02
200347c	12321	" " Set Screw	03
213005	11901	Take-up Cam complete, Nos. 204181, 213004 and 213925	3 00
204553	12386	Take-up Lever with 204265	75
206601	---	" " 204553 with 204263	90
204263	12310	" " Bearing with 204264	15
204264	12306	" " " Position Pin	01
200042E	12311	" " " Screw	05
204265	---	" " Oil Guard	05
201816	12307	" " Roller	12
204551	12386	Take-up Lever complete, Nos. 200042E, 201816 and 206601	1 00
202402	12309	Tension Disc	05
202090	12309	" " Position Pin	01

No.	Plate	Name	Each
203766	11903	Tension Release Lever	\$ 10
200309E	12309	" " " Screw	01
202075	12309	" " Plunger	03
215609	---	" " Slide	18
204268	12310	" " " 215609 with 204269	20
204269	12308	" " " Spring	02
202407	12309	" Spring	05
200632B	12309	" Stud	20
200397B	12309	" " Set Screw	02
204572B	12309	" Thumb Nut	04
204271	12309	" Washer	05
204272	12309	Tension complete, Nos. 200632B, 204572B, 202075, 202407, 204271 and two 202402	50
204271	12309	Thread Controller Plate	12
200577B	12311	" " " Screw	02
202098	12309	" " Roller	05
204275	12309	" " " Guard	10
202084	12309	" " " Washer	04
200309c	12309	" " " Screw	04
204276	12309	" " Spring	03
204333	12309	" " " Guard	08
200581B	12309	" " " Screw	02
202087	11903	" " " Stop	03
202088	10483	" " " Stud with 204925	10
200366B	11902	" " " " Set Screw	02
204925	12306	" " " Washer	04
205987	12309	Thread Controller complete, Nos. 200309c, 200581B, 202084, 202098, 204274, 204275 and 204333	42
204280	12309	Thread Controller and Spring complete, Nos. 204276 and 205987	45
204556	12386	Thread Guide	05
203313	12386	" " "	10
204281	12309	" Retainer Guide Wire	01
202091	12309	" " Sleeve	05
202092	12309	" " Spring	01
204058B	12309	" " Stud	07
200368B	12309	" " " Set Screw	02
204059	12309	Thread Retainer complete, Nos. 202091, 202092 and 204058B	15
211858	12121	Throat Plate, 50 needle hole, needles $\frac{3}{16}$ in. apart, for needle sizes 3 to 5, in gauges $\frac{3}{16}$, $\frac{1}{2}$ and $\frac{5}{8}$ in., for 214006	1 50
214019	12123	Throat Plate, 50 needle hole, for needle sizes 3 to 5, in gauges $\frac{3}{16}$ and $\frac{1}{2}$ in., for 214020	1 50
211860	12121	Throat Plate, 50 needle hole, for needle sizes 3 to 5, in $\frac{5}{8}$ in. gauge, for 214744	1 25

No.	Plate	Name	Each
211021	12122	Throat Plate, 50 needle hole, for needle sizes 3 to 5, in gauges $\frac{3}{8}$, $\frac{7}{8}$, $\frac{1}{2}$, $\frac{3}{4}$ and $\frac{5}{8}$ in., for 211732	\$ 1 25
211031	12122	Throat Plate, 50 needle hole, for needle sizes 3 to 5, in gauges from $\frac{11}{16}$ to $\frac{1}{2}$ in., in steps of $\frac{1}{16}$ in., for 211865	1 25
211025	12123	Throat Plate, 50 needle hole, for needle sizes 3 to 5, in gauges $\frac{11}{16}$, $\frac{3}{4}$, $\frac{13}{16}$ and $\frac{5}{8}$ in., for 211761	1 25
211012	12123	Throat Plate, 50 needle hole, for needle sizes 3 to 5, in gauges $\frac{11}{16}$ and $\frac{13}{16}$ in., for 211765	1 25
211033	11905	Throat Plate, 50 needle hole, for needle sizes 3 to 5, in gauges $\frac{3}{4}$ and $\frac{7}{8}$ in., for 211769	1 50
200161b	12319	Throat Plate Clamp Screw	04
202062	12308	" " Position Pin	01
200577u	12311	" " Screw	02
206660	-----	Vibrating Presser Bar	45
206659	11902	" " " 206660 with 201493 and two 200138d	60
200935e	11903	Vibrating Presser Bar Hinge Screw	08
201534e	11902	" " " " " Nut	03
229838	11902	" " " Position Stop	50
200053c	12311	" " " " " Screw	01
204493	11902	Vibrating Presser Bar Spring	10
200138d	11902	" " " " " Screw	02
206675	11839	" " " Foot, for 222301	1 00
206671	11839	" " " " 229641	1 50
206661	11839	" " " " 229642	1 50
229651	14067	" " " " 229650	1 50
229653	14067	" " " " 229652	1 50
229655	14068	" " " " 229654	2 00
200098f	12307	" " " " " Screw	03
203357	11902	" " " " " Washer	01

MACHINE No. 24 w 6

DROP FEED, ALTERNATING PRESSERS

For Tailoring

In gauges from $\frac{1}{4}$ to $\frac{3}{4}$ inch.

The same as Machine No. 21 w 5 with the following exceptions:

No.	Plate	Name	Each
211032	12122	Throat Plate, 16 needle hole, for needle sizes 5 to 7, in gauges from $\frac{1}{4}$ to $\frac{1}{2}$ in., in steps of $\frac{1}{16}$ in., for 211865	\$ 1 25
211026	12123	Throat Plate, 16 needle hole, for needle sizes 5 to 7, in gauges $\frac{11}{16}$, $\frac{3}{4}$, $\frac{13}{16}$ and $\frac{5}{8}$ in., for 211761	1 25
211013	12123	Throat Plate, 16 needle hole, for needle sizes 5 to 7, in gauges $\frac{11}{16}$ and $\frac{13}{16}$ in., for 211765	1 25
211031	11905	Throat Plate, 16 needle hole, for needle sizes 5 to 7, in $\frac{3}{4}$ in. gauge, for 211769	1 50

From the library of: Diamond Needle Corp

LIST OF PARTS COMPLETE
FOR
MACHINE No. 24 w 10

DROP FEED

For Shirts, Corsets, Underwear, Corset Covers, Etc.

In gauges from $\frac{1}{8}$ to $\frac{3}{8}$ inch.

No.	Plate	Name	Each
*201161	—	Arm	\$ —
*204412	—	" 204161 with 200439c, 202036 and 201705	—
204163	12305	Arm Cap	10
200278n	12311	" " Screw	05
202248n	12307	" " " Washer	05
200963E	12311	" Screw (3)	06
202005	12308	" " Washer (3)	01
203202	12333	" Shaft	1 75
201705	12334	" " Bushing (front)	35
200439c	12311	" " " Position Screw	05
204440	12333	" " Connection with four 200054E (2)	75
200054E	12307	Arm Shaft Connection Screw	03
202299	—	" " Oil Packing (wick) (2)	01
204805	12333	Balance Wheel, 5 $\frac{1}{4}$ in. diam. (belt groove 3 in. diam.), with 200328c and 200335c	1 00
200062n	12311	Balance Wheel Adjusting Screw	07
200328c	12311	" " Position Screw	04
200335c	12311	" " Set Screw	01
*213133	—	Bed	—
*214055	—	" 213133 with 202062, 203248, 203249, two each 200362c, 200516E, 200840E and 202299	—
202258	12345	Bed Hinge Connection (2)	08
200570E	12311	" " " Screw (4)	05
203329	11904	" Slide (back)	30
203301	12334	" " (front)	35
203470	11903	Bobbin (2)	06
*203498	—	" Case	—
203648	11903	" " Latch	10
*202056	12312	" " " Pin	—
203473	11903	" " " Plunger	10
203474	11903	" " " Spring	01

No.	Plate	Name	Each
203499	11235	Bobbin Case Lever	\$ 60
203476	—	" " " Eccentric	30
204213	11903	" " " Position Pin	01
203506	11235	" " " Fulcrum	10
200066D	11235	" " " " Screw	03
203478	11235	" " " Slide Stud	10
203211	12312	" " Tension Spring	10
200981E	12312	" " " " Regulating Screw	04
200594E	12312	Bobbin Case Tension Spring Screw	02
203216	12312	" " Washer (cloth) Per 100	25
202500	11235	Bobbin Case complete, Nos. 200594E, 200981E, 202056, 203214, 203216, 203473, 203474, 203498 and 203648	1 00
204533	12333	Face Plate with 200366n, 204730, two each 200368n, 202090, 204284 and three 200397n	1 10
200053c	12311	Face Plate Screw	01
204730	12386	" " Thread Guide	05
200397n	12309	" " " " Set Screw	06
204874	12333	Face Plate complete, Nos. 200435c, 200319c, 200577n, 204277 to 204280, 204533, 204555, two each 200309E, 204059 and 204272	3 50
203303	12334	Feed Bar with 204189	50
203309	—	" " 203303 with 200244E, 204525E and 204200	1 00
200211E	12310	Feed Bar Hinge Screw	10
204525E	12310	" " " " Nut	05
214424	12386	" " Spring	01
204189	12306	" " " Hook	01
211711	11905	" Dog, for 212051 and 212090	75
211732	11906	" " " 212053	60
211865	12122	" " " 212061	60
211761	11906	" " " 212061	60
211765	12104	" " " 212067	60
200406E	12311	" " Screw (2)	02
200075E	11902	" " Support Screw	02
204535E	11902	" " " " Nut	03
203233	12305	" Driving Cam with 200382c and 200437c	50
204192	—	Feed Driving Cam Fork Lever with 204195 and 204293	85
204193	12334	Feed Driving Cam Fork Lever Connection with 200668c and 204525E	35
204194	12306	Feed Driving Cam Fork Lever Connection Clamp with 200031E	45
200031E	12311	Feed Driving Cam Fork Lever Connection Clamp Pinch Screw	04

From the Library of: Diamond Needle Corp

No.	Plate	Name	Each
20066Sc	12310	Feed Driving Cam Fork Lever Connection Clamp Screw Stud	\$ 06
201525E	12310	Feed Driving Cam Fork Lever Connection Clamp Screw Stud Nut.....	03
200002E	12310	Feed Driving Cam Fork Lever Connection Hinge Screw	07
201522E	12310	Feed Driving Cam Fork Lever Connection Hinge Screw Nut	03
*204195	—	Feed Driving Cam Fork Lever Shaft	—
*204194	—	" " " " " " Collar	—
204197	12306	" " " " " " "	15
		-224334- with 200413E	15
200413E	12308	Feed Driving Cam Fork Lever Shaft Collar Set Screw	03
204293	12308	Feed Driving Cam Fork Lever Shaft Position Pin	01
204196	12307	Feed Driving Cam Fork Lever Shaft Sleeve (split)	25
200043c	12311	Feed Driving Cam Fork Lever Shaft Sleeve Set Screw	04
201524E	12310	Feed Driving Cam Fork Lever Shaft Sleeve Set Screw Nut	03
204198	12334	Feed Driving Cam Fork Lever complete, Nos. 204192 and 204194	1 30
200437c	12311	Feed Driving Cam Position Screw.....	06
200382c	11902	" " " Set Screw	02
204199	12333	" " Rock Shaft	35
206554	—	" " " " 204199 with 200002E, 201522E and 204193	80
202305c	12307	Feed Driving Rock Shaft Center (2)....	06
200043c	12311	" " " " " Set Screw (2)	04
204200	12305	Feed Driving Rock Shaft Crank with 204189 (on left side) and two 200383c..	35
200383c	12311	Feed Driving Rock Shaft Crank Set Screw	02
203235	12308	Feed Lifting Cam with 202126.....	75
204202	12308	" " " Fork with 200027E... ..	75
200027E	12310	" " " " Pinch Screw ..	04
202126	12308	" " " Position Pin	01
200045c	12310	" " " Screw	03
203305	12334	" " Rock Shaft	30
203315	12334	" " " " 203305 with 203238	65
202305c	12307	Feed Lifting Rock Shaft Center (2)....	06
200043c	12311	" " " " " Set Screw (2)	04
202276	12308	Feed Lifting Rock Shaft Slide Block	15
203238	12308	" " " " " "	35
		202276 with 200243E and 201531E.....	35


No.	Plate	Name	Each
200243E	12310	Feed Lifting Rock Shaft Slide Block Hinge Screw	\$ 08
201531E	12308	Feed Lifting Rock Shaft Slide Block Hinge Screw Nut	03
204206	12306	Feed Regulating Handle	10
204207	11904	" " " 204206 with 200098E, 202622, 204208 to 204210 and 204213	55
204208	12307	Feed Regulating Handle Adjustable Stop	05
200098E	12307	" " " " " " Screw	03
204209	12307	Feed Regulating Handle Position Pin..	01
204210	12306	" " " Shaft	20
204211	12306	" " " " Crank with 200078E	20
204212	12307	Feed Regulating Handle Shaft Crank Link	15
200271E	12311	Feed Regulating Handle Shaft Crank Link Hinge Screw (lower)	05
200291E	12307	Feed Regulating Handle Shaft Crank Link Hinge Screw (upper)	05
200078E	12307	Feed Regulating Handle Shaft Crank Set Screw	03
204213	12307	Feed Regulating Handle Shaft Sleeve (split)	15
200362c	12311	Feed Regulating Handle Shaft Sleeve Set Screw	03
202622	12306	Feed Regulating Handle Shaft Sleeve Washer	01
202036	12310	Feed Regulating Handle Stop Pin.....	01
204214	—	Feed Regulating Handle complete, Nos. 200291E, 204207, 204211 and 204212....	95
*203511	—	Hook (sewing)	—
203512	11235	" 203511 with 203513 and two 200616E ..	20
203514	11235	Hook and Bobbin Case complete, Nos. 203500 and 203512	3 00
213810	11903	Hook Bevel Gear Socket, 24 teeth.....	85
200555H	12312	" " " " Screw	05
203242	12305	" " Pinion, 24 teeth, with two 200383c (2)	1 00
200383c	12311	Hook Bevel Pinion Set Screw	02
203306	12333	" Counter Shaft	45
203244	12308	" " " Collar with two 200393c	20
200393c	12308	Hook Counter Shaft Collar Set Screw..	02
203245	11902	" " " Driving Gear, 44 teeth, with 200362c and 200439c	1 00
213451	12305	Hook Counter Shaft Driving Gear 203245 with 200045c and 203235	1 80

No.	Plate	Name	Each
229107	13072	Presser Foot, 46 needle hole, for needle sizes 5 to 7, in gauges $\frac{3}{16}$ and $\frac{1}{2}$ inch.	\$ 85
200074F	12308	Presser Foot Screw	35
212920	—	Take-up Cam with 200335c and 200430c.	1 35
203268	12334	" " 212920 with 200383c, 200658c and 201519c	1 50
203172	12307	Take-up Cam Friction Washer	65
200430c	12311	" " Position Screw	08
200383c	12311	" " " " Check Screw	02
200335c	12311	" " Set Screw	04
204553	12386	" Lever with 204265	75
206601	—	" " 204553 with 204263	90
204263	12310	" " Bearing with 204264	15
204264	12306	" " Position Pin	01
200042F	12311	" " " Screw	05
204265	—	" " Oil Guard	95
201816	12307	" " Roller	12
204554	12386	Take-up Lever complete, Nos. 200042F, 201816 and 206601	1 00
202402	12309	Tension Disc	05
202090	12309	" " Position Pin	01
204555	12338	" Release Lever	10
200309E	12309	" " " Screw	04
202075	12309	" " Plunger	63
215609	—	" " Slide	18
204268	12310	" " " 215609 with 204269.	20
204269	12308	" " " Spring	02
202407	12309	" Spring	05
200632B	12309	" Stud	20
200397H	12309	" " Set Screw	02
201572B	12309	" Thumb Nut	04
204271	12309	" Washer	05
204272	12309	Tension complete, Nos. 200632c, 201572B, 202075, 202407, 204271 and two 202402.	50
215610	—	Thread Controller Adjusting Collar.	10
204273	12308	" " " " 215610 with 200684H, (for Presser Bar)	15
200684H	12308	Thread Controller Adjusting Collar Screw	04
204274	12309	" " Plate	12
200577H	12311	" " " Screw	02
202098	12309	" " Roller	05
204275	12309	" " " Guard	10
202084	12309	" " " Washer	01
200300c	12309	" " " Screw	04
204276	12309	" " Spring	03
204333	12309	" " Guard	08
200581H	12309	" " " Screw	02
204277	12309	" " " Stop	15
204278	12309	" " " " Driving Gear	10

No.	Plate	Name	Each
200319c	12309	Thread Controller Spring Stop Driving Gear Hinge Screw	\$ 04
200135c	12309	Thread Controller Spring Stop Screw.	03
204279	12309	" " " Stud with 204925	10
200366H	11902	" " " " Set Screw	02
204925	12306	" " " " Washer.	01
205987	12309	Thread Controller complete, Nos. 200300c, 200581H, 202084, 202098, 204274, 204275 and 204333	42
204280	12309	Thread Controller and Spring complete, Nos. 204276 and 205987	45
203313	12386	Thread Guide	10
204556	12386	" "	05
204281	12309	" Retainer Guide Wire	01
202091	12309	" " Sleeve	05
202092	12309	" " Spring	01
204058B	12309	" " Stud	07
200368H	12309	" " " Set Screw	02
204059	12309	Thread Retainer complete, Nos. 202091, 202092 and 204058B	15
212090	11905	Throat Plate, 53 needle hole, for needle sizes 4 to 3 $\frac{1}{2}$, in $\frac{1}{4}$ in. gauge, for 211714	1 25
212051	12136	Throat Plate, 50 needle hole, for needle sizes 3 to 5, in $\frac{3}{8}$ in. gauge, for 211714	1 25
212053	12136	Throat Plate, 50 needle hole, for needle sizes 3 to 5, in gauges $\frac{3}{16}$, $\frac{1}{4}$, $\frac{5}{16}$ and $\frac{3}{8}$ in., for 211732	1 25
212061	12136	Throat Plate, 50 needle hole, for needle sizes 3 to 5, in gauges from $\frac{11}{16}$ to $\frac{1}{2}$ in., in steps of $\frac{1}{16}$ in., for 211865	1 25
212064	12136	Throat Plate, 50 needle hole, for needle sizes 3 to 5, in gauges $\frac{11}{16}$, $\frac{3}{4}$, $\frac{13}{16}$ and $\frac{1}{2}$ in., for 211761	1 25
212067	11905	Throat Plate, 50 needle hole, for needle sizes 3 to 5, in gauges $\frac{3}{16}$ and $\frac{11}{16}$ in., for 211765	1 25
200161D	12319	Throat Plate Clamp Screw	04
202062	12308	" " Position Pin	01
200577H	12311	" " Screw	02

LIST OF PARTS COMPLETE

FOR



MACHINE No. 24 w 105

DROP FEED

For Shirts, Corsets, Underwear, Corset Covers, Etc.
In gauges from $\frac{1}{8}$ to $\frac{3}{4}$ inch.

No.	Plate	Name	Each
*204290	—	Arm	\$ —
*204413	—	" 204290 with 200439c, 202036 and 204705	—
204163	12305	Arm Cap	10
200278H	12311	" " Screw	05
202248H	12307	" " " Washer	05
200963E	12311	" " " Screw (3)	06
202005	12308	" " " Washer (3)	01
213622	12333	" " " Shaft	2 00
204705	12334	" " " Bushing (front)	35
200439c	12311	" " " Position Screw	05
204440	12333	" " " Connection with four 200054c (2)	75
200054c	12307	Arm Shaft Connection Screw	03
202299	—	" " " Oil Packing (wick) (2)	01
204805	12333	Balance Wheel, $5\frac{1}{2}$ in. diam. (belt groove 3 in. diam.), with 200328c and 200335c	1 00
200062H	12311	Balance Wheel Adjusting Screw	07
200328c	12311	" " " Position Screw	04
200335c	12311	" " " Set Screw	04

No.	Plate	Name	Each
*213134	—	Bed	\$ —
*214056	—	" 213134 with 202062, 203248, 203249, two each 200362c, 200516c, 200840c and 202299	—
202258	12345	Bed Hinge Connection (2)	08
200570c	12311	" " " " Screw (4)	05
203329	11904	" " " Slide (back)	30
203301	12334	" " " " (front)	35
203208	12312	Bobbin (2)	05
203210	12312	" " Case Base with 202056, 203211 to 203213 and 203216	55
203211	12312	Bobbin Case Base Latch	05
*202056	12312	" " " " " Pin	—
203212	12312	" " " " " Plunger	02
203213	12312	" " " " " Spring	01
203209	12312	" " " " " Cap with 200984c, 203214, 203215 and two 200594c	25
203214	12312	Bobbin Case Tension Spring	10
200984c	12312	" " " " " " Regulating Screw	04
200594c	12312	Bobbin Case Tension Spring Screw	02
203215	12312	" " " " " Thread Guide	05
200594c	12312	" " " " " " Screw	02
203216	12312	" " " " " Washer (cloth)....Per 100	25
203217	12312	Bobbin Case complete, Nos. 203209 and 203210	80
204533	12333	Face Plate with 200366H, 204730, two each 200368H, 202090, 204281 and three 200397H	1 10
200053c	12311	Face Plate Screw	04
204730	12386	" " " " " Thread Guide	03
200397H	12309	" " " " " " Set Screw	02
204874	12333	Face Plate complete, Nos. 200135c, 200319c, 200577H, 204277 to 204280, 204533, 204555, two each 200309c, 204059 and 204272	3 50
203303	12334	Feed Bar with 204189	50
203309	—	" " " " " " 203303 with 200214c, 204525c and 204200	1 00
200214c	12310	Feed Bar Hinge Screw	12
204525c	12310	" " " " " " Nut	03
214124	12386	" " " " " " Spring	04
204189	12306	" " " " " " Hook	01
211006	12121	" " " " " " Dog, for 211858	75
211020	12123	" " " " " " " 211019	75
211714	11905	" " " " " " " 211860	75
211732	11906	" " " " " " " 211021	60
211865	12122	" " " " " " " 211031	60
211761	11906	" " " " " " " 211025	60
211765	12104	" " " " " " " 211012	60

From the library of: Diamond Needle Corp

No.	Plate	Name	Each
211769	12104	Feed Dog, for 211033	\$ 75
200106E	12311	" " Screw (2)	02
200075E	11902	" " Support Screw	02
201535E	11902	" " " " Nut	03
203233	12305	" Driving Cam with 200382c and 200437c	50
204192	—	Feed Driving Cam Fork Lever with 204195 and 204293	85
204193	12334	Feed Driving Cam Fork Lever Connec- tion with 200668c and 201525E	25
204194	12306	Feed Driving Cam Fork Lever Connec- tion Clamp with 200031c	45
200031c	12311	Feed Driving Cam Fork Lever Connec- tion Clamp Pinch Screw	04
200668c	12310	Feed Driving Cam Fork Lever Connec- tion Clamp Screw Stud	06
201525E	12310	Feed Driving Cam Fork Lever Connec- tion Clamp Screw Stud Nut	03
200002E	12310	Feed Driving Cam Fork Lever Connec- tion Hinge Screw	07
201522E	12310	Feed Driving Cam Fork Lever Connec- tion Hinge Screw Nut	03
*204195	—	Feed Driving Cam Fork Lever Shaft	—
*224334	—	" " " " " " Collar	—
204197	12306	" " " " " " " "	15
200113F	12308	Feed Driving Cam Fork Lever Shaft Col- lar Set Screw	03
204293	12308	Feed Driving Cam Fork Lever Shaft Position Pin	01
204196	12307	Feed Driving Cam Fork Lever Shaft Sleeve (split)	25
200043c	12311	Feed Driving Cam Fork Lever Shaft Sleeve Set Screw	04
201524E	12310	Feed Driving Cam Fork Lever Shaft Sleeve Set Screw Nut	03
204198	12334	Feed Driving Cam Fork Lever complete, Nos. 204192 and 204194	1 30
200437c	12311	Feed Driving Cam Position Screw	06
200382c	11902	" " " " Set Screw	02
204294	12333	" " Rock Shaft	35
206555	—	" " " " 204294 with 200002E, 201522E and 204193	80
202305c	12307	Feed Driving Rock Shaft Center (2)	06
200043c	12311	" " " " " " Set Screw (2)	04
204200	12305	Feed Driving Rock Shaft Crank with 204189 (on left side) and two 200383c	35
200383c	12311	Feed Driving Rock Shaft Crank Set Screw	02

No.	Plate	Name	Each
203235	12308	Feed Lifting Cam with 202126	\$ 75
204202	12308	" " " Fork with 200027E	75
200027E	12310	" " " " Pinch Screw	04
202126	12308	" " " " Position Pin	01
200045c	12310	" " " " Screw	03
203305	12334	" " Rock Shaft	30
203315	12334	" " " " 203305 with 203238	65
202305c	12307	" " " " Center (2)	06
200043c	12311	" " " " " " Set Screw (2)	04
202276	12308	Feed Lifting Rock Shaft Slide Block	15
203238	12308	" " " " " " " "	35
200243E	12310	Feed Lifting Rock Shaft Slide Block Hinge Screw	08
201531E	12308	Feed Lifting Rock Shaft Slide Block Hinge Screw Nut	03
204206	12306	Feed Regulating Handle	10
204207	11904	" " " " 204206 with 200098E, 202622, 204208 to 204210 and 204213	52
204208	12307	Feed Regulating Handle Adjustable Stop	05
200098E	12307	" " " " " " " "	03
204209	12307	Feed Regulating Handle Position Pin ..	01
204210	12306	" " " " Shaft	20
204211	12306	" " " " Crank with 200078E	20
204212	12307	Feed Regulating Handle Shaft Crank Link	15
200271E	12311	Feed Regulating Handle Shaft Crank Link Hinge Screw (lower)	05
200291E	12307	Feed Regulating Handle Shaft Crank Link Hinge Screw (upper)	05
200078E	12307	Feed Regulating Handle Shaft Crank Set Screw	03
204213	12307	Feed Regulating Handle Shaft Sleeve (split)	15
200362c	12311	Feed Regulating Handle Shaft Sleeve Set Screw	03
202622	12306	Feed Regulating Handle Shaft Sleeve Washer	01
202036	12310	Feed Regulating Handle Stop Pin	01
204214	—	Feed Regulating Handle complete, Nos. 200291E, 204207, 204211 and 204212	95
*203239	—	Hook (sewing)	—
203240	12312	" 203239 with 200600E, 200616E and 203251	2 20
203290	12312	Hook and Bobbin Case complete, Nos. 203217 and 203240	3 00

No.	Plate	Name	Each
203241	12312	Hook Bevel Gear Socket, 24 teeth.....	\$ 85
200555H	12312	" " " " Screw	05
203242	12305	" " Pinion, 21 teeth, with two 200383c (2)	1 00
200383c	12311	Hook Bevel Pinion Set Screw	02
203306	12333	" Counter Shaft	15
203244	12308	" " " Collar with two 200393c	20
200393c	12308	" " " " Set Screw	02
203245	11902	" " " Driving Gear, 41 teeth, with 200362c and 200439c	1 00
213154	12305	Hook Counter Shaft Driving Gear 203245 with 200045c and 203235	1 80
200439c	12311	Hook Counter Shaft Driving Gear Position Screw	05
200362c	12311	Hook Counter Shaft Driving Gear Set Screw	03
203246	12305	Hook Counter Shaft Gear, 22 teeth, with two 200383c	75
200383c	12311	Hook Counter Shaft Gear Set Screw....	02
202299	—	" " " Oil Packing (wick)...	01
200840E	12311	" " " " " " Stop Screw	10
213624	12333	Hook Driving Shaft	1 75
203248	12334	" " " Bearing with 202299	20
202299	—	" " " " Oil Packing (wick)	01
202126	12308	Hook Driving Shaft Bearing Position Pin	01
200516E	12311	Hook Driving Shaft Bearing Screw.....	08
203249	12305	" " " Bushing (eccentric)	25
202299	—	" " " " Oil Packing (wick)	01
200362c	12311	Hook Driving Shaft Bushing Set Screw...	02
213141	11902	" " " Collar with two 200393c	20
200393c	12308	Hook Driving Shaft Collar Set Screw...	02
203251	12312	" " Hinge Screw	40
200600E	12312	" " " Hinge Screw	02
200616E	12312	" " " Screw	02
203307	12335	" Saddle (left or right) with 202299	1 25
202299	—	" " Oil Packing (wick)	01
200006E	12307	" " " Screw (4)	07
225585E	12319	" " " Washer (4)	02
203254	12312	" Washer	20
203308	12335	Hook Saddle (left or right) complete, Nos. 200555H, 203241, 203254, 203290 and 203307	5 25
203462	—	Hook Saddle Combination (left and right) complete, Nos. two 203308	10 50

No.	Plate	Name	Each
202445	11125	Knee Lifter Connection Lever with 202446	\$ 07
227312	—	Knee Lifter Connection Lever 202445 with 200224H, 200262H, 227303 and 227308...	50
200224H	12306	Knee Lifter Connection Lever Hinge Screw	12
227308	11125	Knee Lifter Connection Lever Lifting Rod with 202302	05
202302	12321	Knee Lifter Connection Lever Lifting Rod Cotter Pin	01
202446	12306	Knee Lifter Connection Lever Pin.....	02
227303	11125	" " Lifting Lever	12
200262H	12306	" " " " Hinge Screw...	10
231390	11904	Needle Bar (hollow)	80
204248	12307	" " Connecting Link	35
200658c	12307	" " " " Hinge Screw Stud	10
201549c	12307	Needle Bar Connecting Link Hinge Screw Stud Nut	03
204249	12308	Needle Bar Connecting Stud with 200072c and 202277	10
202277	—	Needle Bar Connecting Stud Oil Packing (wick)	01
200072c	12308	Needle Bar Connecting Stud Pinch Screw	03
204326	12338	Needle Bar Packing Cord (2)... Per 100	25
200504E	12310	" " " Screw Bushing (lower)	05
200503H	12310	" " " " (upper)	05
231388	11903	Needle Holder, needles $\frac{3}{16}$ in. apart and must be set diagonally, in gauges $\frac{1}{16}$, $\frac{3}{16}$ and $\frac{1}{4}$ in., with 201030E and two 20044E	1 00
231383	11903	Needle Holder, in gauges from $\frac{3}{16}$ to $\frac{1}{2}$ in., in steps of $\frac{1}{16}$ in., with 201030E and two 20044E	1 25
231385	11903	Needle Holder, in gauges from $\frac{13}{16}$ to $\frac{3}{4}$ in., in steps of $\frac{1}{16}$ in., with 201030E and two 20044E	1 50
201030E	11903	Needle Holder Screw	02
200111E	11903	" Set Screw	02
204251	12334	Presser Bar (hollow) with 200074E	80
204252	12308	" " Lifter	20
200550c	12311	" " " Hinge Screw	08
204253	12308	" " Lifting Bracket with 200086c	10
200086c	12308	" " " " Pinch Screw	03
204254	12307	" " " " Position Guide	36
200362c	12311	" " " " " " " Set Screw	03
204327	12306	Presser Bar Packing Washer (felt) Per 100	25

No.	Plate	Name	Each
200504E	12310	Presser Bar Screw Bushing (lower)....	\$ 05
204255	12310	" " Spring	10
200491B	12305	Presser Bar Thumb Screw (pressure regulating)	25
229092	13085	Presser Foot, 50 needle hole, needles $\frac{3}{16}$ in. apart, for needle sizes 3 to 5, in gauges $\frac{1}{16}$, $\frac{3}{16}$ and $\frac{1}{4}$ inch	75
229102	13071	Presser Foot, 46 needle hole, for needle sizes 5 to 7, in gauges from $\frac{1}{16}$ to $\frac{1}{4}$ in., in steps of $\frac{1}{32}$ inch	75
229103	13071	Presser Foot, 46 needle hole, for needle sizes 5 to 7, in gauges $\frac{1}{16}$, $\frac{3}{16}$ and $\frac{1}{4}$ inch	75
229104	13071	Presser Foot, 46 needle hole, for needle sizes 5 to 7, in gauges from $\frac{1}{16}$ to $\frac{1}{4}$ in., in steps of $\frac{1}{32}$ inch	75
229105	13072	Presser Foot, 46 needle hole, for needle sizes 5 to 7, in gauges $\frac{1}{16}$ and $\frac{3}{16}$ inch	85
229106	13072	Presser Foot, 46 needle hole, for needle sizes 5 to 7, in gauges $\frac{1}{16}$, $\frac{3}{16}$ and $\frac{1}{4}$ inch	85
229107	13072	Presser Foot, 46 needle hole, for needle sizes 5 to 7, in gauges $\frac{3}{16}$ and $\frac{1}{4}$ inch..	85
200074F	12308	Presser Foot Screw	03
212920	—	Take-up Cam with 200335c and 200430c..	1 25
203268	12334	" " 212920 with 200383c, 200658c and 201519c	1 50
203172	12307	Take-up Cam Friction Washer	05
200430c	12311	" " Position Screw	08
200383c	12311	" " " " Check Screw..	02
200335c	12311	" " Set Screw	04
204553	12386	" Lever with 204265	75
206601	—	" " 204553 with 204263	90
204263	12310	" " Bearing with 204264	15
204264	12306	" " " Position Pin	01
200042F	12311	" " " Screw	05
204265	—	" " Oil Guard	05
201816	12307	" " Roller	12
204554	12386	Take-up Lever complete, Nos. 200042c, 201816 and 206601	1 00
202402	12309	Tension Disc	05
202090	12309	" " Position Pin	01
204555	12338	" Release Lever	10
200309E	12309	" " " Screw	04
202075	12309	" " Plunger	03
215609	—	" " Slide	18
204268	12310	" " " 215609 with 204269....	20
204269	12308	" " " Spring	02
202407	12309	" Spring	05
200632B	12309	" Stud	20

No.	Plate	Name	Each
200397H	12309	Tension Stud Set Screw	\$ 02
201572B	12309	" Thumb Nut	01
204271	12309	Tension Washer	05
204272	12309	Tension complete, Nos. 200632B, 201572B, 202075, 202407, 204271 and two 202402	50
245610	—	Thread Controller Adjusting Collar	10
204273	12308	" " " " 245610 with 200684H, (for Presser Bar).....	15
200684H	12308	Thread Controller Adjusting Collar Screw	01
204274	12309	Thread Controller Plate	12
200577H	12311	" " " Screw	02
202098	12309	" " Roller	05
204275	12309	" " " Guard	10
202084	12309	" " " " Washer	01
200300c	12309	" " " Screw	04
204276	12309	" " Spring	03
204333	12309	" " " Guard	08
200581H	12309	" " " Screw	02
204277	12309	" " " Stop	15
204278	12309	" " " " Driving Gear	10
200319c	12309	" " " " " " " " Hinge Screw	04
200435c	12309	Thread Controller Spring Stop Screw...	03
204279	12309	" " " Stud with 204925	10
200366H	11902	" " " " Set Screw..	02
204925	12306	" " " " Washer ...	01
205987	12309	Thread Controller complete, Nos. 200300c, 200581H, 202084, 202098, 204271, 204275 and 204333	42
204280	12309	Thread Controller and Spring complete, Nos. 204276 and 205987	45
203313	12386	Thread Guide	10
204556	12386	" "	05
204281	12309	" Retainer Guide Wire	01
202091	12309	" " Sleeve	05
202092	12309	" " Spring	01
204058B	12309	" " Stud	07
200368H	12309	" " " Set Screw	02
204059	12309	Thread Retainer complete, Nos. 202091, 202092 and 204058B	15
211858	12121	Throat Plate, 50 needle hole, needles $\frac{3}{16}$ in. apart, for needle sizes 3 to 5, in gauges $\frac{1}{16}$, $\frac{3}{16}$ and $\frac{1}{4}$ in., for 211006....	1 50
211019	12123	Throat Plate, 50 needle hole, for needle sizes 3 to 5, in gauges $\frac{3}{16}$ and $\frac{1}{4}$ in., for 211020	1 50
211860	12121	Throat Plate, 50 needle hole, for needle sizes 3 to 5, in $\frac{3}{16}$ in. gauge, for 211714	1 25

No.	Plate	Name	Each
211021	12122	Throat Plate, 50 needle hole, for needle sizes 3 to 5, in gauges $\frac{3}{8}$, $\frac{7}{8}$, $\frac{1}{2}$, $\frac{3}{4}$ and $\frac{5}{8}$ in., for 211732	\$ 1 25
211031	12122	Throat Plate, 50 needle hole, for needle sizes 3 to 5, in gauges from $\frac{11}{16}$ to $\frac{1}{2}$ in., in steps of $\frac{1}{16}$ in., for 211865	1 25
211025	12123	Throat Plate, 50 needle hole, for needle sizes 3 to 5, in gauges $\frac{1}{4}$, $\frac{3}{8}$, $\frac{1}{2}$ and $\frac{5}{8}$ in., for 211761	1 25
211012	12123	Throat Plate, 50 needle hole, for needle sizes 3 to 5, in gauges $\frac{3}{16}$ and $\frac{1}{2}$ in., for 211765	1 25
211033	11905	Throat Plate, 50 needle hole, for needle sizes 3 to 5, in gauges $\frac{3}{8}$ and $\frac{1}{2}$ in., for 211769	1 50
200161b	12319	Throat Plate Clamp Screw	01
202062	12308	" " Position Pin	01
200577u	12311	" " Screw	02

MACHINE No. 24 w 106

DROP FEED

For Overalls, Skirts, Awnings, Etc.

In gauges from $\frac{1}{8}$ to $\frac{3}{4}$ inch.

The same as Machine No. 24 w 105 with the following exceptions:

No.	Plate	Name	Each
211865	12122	Feed Dog, for 211912	\$ 60
211762	11906	" " " 211026	60
211766	12101	" " " 211013	60
211770	12101	" " " 211071	75
204258	12386	Presser Bar Spring (heavy), in place of 204255	10
230795	11902	Presser Foot Hinge Pin	01
229171	-----	" " Plate, for 229172	1 00
229173	-----	" " " " 229174	1 00
229175	-----	" " " " 229176	1 00
229177	-----	" " " " 229178	1 10
229179	-----	" " " " 229180	1 10
202923	-----	" " Shank	60
229172	12175	Presser Foot (hinged) complete, 38 needle hole, for needle sizes 9 to 12, in gauges from $\frac{1}{4}$ to $\frac{3}{8}$ in., in steps of $\frac{1}{16}$ in., Nos. 202923, 229171 and 230795	1 75
229174	12175	Presser Foot (hinged) complete, 38 needle hole, for needle sizes 9 to 12, in gauges $\frac{11}{16}$, $\frac{3}{4}$, $\frac{7}{8}$ and $\frac{1}{2}$ in., Nos. 202923, 229173 and 230795	1 75
229176	12175	Presser Foot (hinged) complete, 38 needle hole, for needle sizes 9 to 12, in gauges $\frac{1}{8}$, $\frac{1}{4}$, $\frac{1}{2}$ and $\frac{3}{4}$ in., Nos. 202923, 229175 and 230795	1 75
229178	12175	Presser Foot (hinged) complete, 38 needle hole, for needle sizes 9 to 12, in gauges $\frac{1}{8}$ and $\frac{1}{4}$ in., Nos. 202923, 229177 and 230795	1 85
229180	12175	Presser Foot (hinged) complete, 38 needle hole, for needle sizes 9 to 12, in gauges $\frac{3}{16}$, $\frac{1}{4}$, $\frac{3}{8}$ and $\frac{1}{2}$ in., Nos. 202923, 229179 and 230795	1 85
211912	12122	Throat Plate, 40 needle hole, for needle sizes 7 to 9, in gauges from $\frac{1}{2}$ to $\frac{1}{4}$ in., in steps of $\frac{1}{16}$ in., for 211865	1 25

From the library of: Diamond Needle Corp

No.	Plate	Name	Each
211026	12123	Throat Plate, 46 needle hole, for needle sizes 5 to 7, in gauges $\frac{11}{16}$, $\frac{3}{4}$, $\frac{13}{16}$ and $\frac{1}{2}$ in., for 211762	\$ 1 25
211013	12123	Throat Plate, 46 needle hole, for needle sizes 5 to 7, in gauges $\frac{11}{16}$ and $\frac{13}{16}$ in., for 211766	1 25
211034	11905	Throat Plate, 46 needle hole, for needle sizes 5 to 7, in $\frac{3}{4}$ in. gauge, for 211770	1 50

LIST OF PARTS COMPLETE

FOR

MACHINE No. 24 w 107

DROP FEED. ALTERNATING PRESSERS

For Shirts, Corsets, Underwear, Etc.

In gauges from $\frac{1}{16}$ to $\frac{3}{4}$ inch.

No.	Plate	Name	Each
*204197	- - -	Arm	\$ --
*204121	- - -	" 204197 with 200439c, 202036 and 201705	-
204163	12305	Arm Cap	10
200278n	12311	" " Screw	05
202248n	12307	" " Washer	05
200963c	12311	" Screw (3)	06
202005	12308	" " Washer (3)	01
213010	11904	" Shaft	2 00
204705	12334	" " Bushing (front)	35
200439c	12311	" " " Position Screw	05
204440	12333	" " Connection with four 200054e (2)	75
200054c	12307	Arm Shaft Connection Screw	03
202299	- - -	" " Oil Packing (wick) (2)	01
204805	12333	Balance Wheel, 5 $\frac{1}{2}$ in. diam. (belt groove 3 in. diam.), with 200328c and 200335c	1 00
200062n	12311	Balance Wheel Adjusting Screw	07
200328c	12311	" " Position Screw	04
200335c	12311	" " Set Screw	01
*213134	- - -	Bed	--
*214056	- - -	" 213134 with 202062, 203248, 203249 two each 200362c, 200516n, 200810c and 202299	--
202258	12315	Bed Hinge Connection (2)	08
200570c	12311	" " " Screw (4)	05
203329	11904	" Slide (back)	30
203301	12334	" " (front)	35
203208	12312	Bobbin (2)	05
203210	12312	" Case Base with 202056, 203214 to 203213 and 203216	55
203214	12312	Bobbin Case Base Latch	05
*202056	12312	" " " " Pin	--
203212	12312	" " " " Plunger	02

From the library of: Diamond Needle Corp

No.	Plate	Name	E.
200243E	12310	Feed Lifting Rock Shaft Slide Block Hinge Screw	\$
201531E	12308	Feed Lifting Rock Shaft Slide Block Hinge Screw Nut	
204206	12306	Feed Regulating Handle	
204207	11904	" " " 204206 with 200098E, 202622, 204208 to 204210 and 204213 ..	
204208	12307	Feed Regulating Handle Adjustable Stop	
200098E	12307	" " " " " " Screw	
204209	12307	Feed Regulating Handle Position Pin....	
204210	12306	" " " " Shaft	
204211	12306	" " " " Crank with 200078F	
204212	12307	Feed Regulating Handle Shaft Crank Link	
200271E	12311	Feed Regulating Handle Shaft Crank Link Hinge Screw (lower)	
200291E	12307	Feed Regulating Handle Shaft Crank Link Hinge Screw (upper)	
200078F	12307	Feed Regulating Handle Shaft Crank Set Screw	
204213	12307	Feed Regulating Handle Shaft Sleeve (split)	
200362C	12311	Feed Regulating Handle Shaft Sleeve Set Screw	
202622	12306	Feed Regulating Handle Shaft Sleeve Washer	
202036	12310	Feed Regulating Handle Stop Pin	
204214	—	Feed Regulating Handle complete, Nos. 200291E, 204207, 204211 and 204212....	
*203239	—	Hook (sewing)	
203240	12312	" 203239 with 200600E, 200616E and 203251	2 1
203290	12312	Hook and Bobbin Case complete, Nos. 203217 and 203210	3 0
203241	12312	Hook Bevel Gear Socket, 24 teeth.....	8
200555H	12312	" " " " Screw	0
203242	12305	" " Pinion, 24 teeth, with two 200383C (2)	1 0
200383C	12311	Hook Bevel Pinion Set Screw	0
203306	12333	" Counter Shaft	4
203244	12308	" " " Collar with two 200393C	2
200393C	12308	Hook Counter Shaft Collar Set Screw..	0
203245	11902	" " " Driving Gear, 44 teeth, with 200362C and 200439C	1 0
213154	12305	Hook Counter Shaft Driving Gear 203245 with 200045C and 203235.....	1 80

No.	Plate	Name	Each
200439C	12311	Hook Counter Shaft Driving Gear Position Screw	\$ 05
200362C	12311	Hook Counter Shaft Driving Gear Set Screw	03
203246	12305	Hook Counter Shaft Gear, 22 teeth, with two 200383C	75
200383C	12311	Hook Counter Shaft Gear Set Screw....	02
202299	—	" " " Oil Packing (wick).	01
200840E	12311	" " " " " " Stop Screw	10
213624	12333	Hook Driving Shaft	1 75
203248	12334	" " " Bearing with 202299	20
202299	—	" " " " Oil Packing (wick)	01
202126	12308	Hook Driving Shaft Bearing Position Pin	01
200516E	12311	Hook Driving Shaft Bearing Screw....	08
203249	12305	" " " Bushing (eccentric).	25
202299	—	" " " " Oil Packing (wick)	01
200362C	12311	Hook Driving Shaft Bushing Set Screw	03
213141	11902	" " " Collar with two 200393C	20
200393C	12308	Hook Driving Shaft Collar Set Screw..	02
203251	12312	" Gib	40
200600E	12312	" " Hinge Screw	02
200616E	12312	" " Screw	02
203307	12335	" Saddle (left or right) with 202299	1 25
202299	—	" " Oil Packing (wick).....	01
200006E	12307	" " Screw (4)	07
225585E	12319	" " Washer (4)	02
203254	12312	" Washer	20
203308	12335	Hook Saddle (left or right) complete, Nos. 200555H, 203241, 203254, 203290 and 203307	5 25
203162	—	Hook Saddle Combination (left and right) complete, Nos. two 203308	10 50
202445	11125	Knee Lifter Connection Lever with 202446	07
227312	—	Knee Lifter Connection Lever 202445 with 200224H, 200262H, 227303 and 227308	50
200224H	12306	Knee Lifter Connection Lever Hinge Screw	13
227308	11125	Knee Lifter Connection Lever Lifting Rod with 202302	05
202302	12321	Knee Lifter Connection Lever Lifting Rod Cotter Pin	01
202446	12306	Knee Lifter Connection Lever Pin.....	03
227303	11125	" " Lifting Lever	12

No.	Plate	Name	E.	Jo.
200262H	12306	Knee Lifter Lifting Lever Hinge Screw	\$	
204475	10483	Lifting Lever with 200122H	1	
208389	—	" " 204475 with 2000935E,		
		201534E, 204478 and 206659	2	
213004	11902	Lifting Lever Driving Crank		
204478	10483	" " " " Link		
200122H	10483	" " " " " Stop		
		Screw		
200400c	11902	Lifting Lever Driving Crank Position		
		Screw		
200387c	11902	Lifting Lever Driving Crank Position		
		Screw Set Screw		
204479	11902	Lifting Lever Driving Crank Position		
		Screw Set Screw Packing (brass)		
200181D	10483	Lifting Lever Stop Screw		
204480	10483	" " Stud Lifting Bracket with		
		200086c and 200181D		
208390	—	Lifting Lever Stud Lifting Bracket		
		204480 with 208389	2	
200086c	12308	Lifting Lever Stud Lifting Bracket Pinch		
		Screw		
222301	11909	Lifting Presser Foot, 16 needle hole		
		needles $\frac{3}{16}$ in. apart, for needle sizes		
		5 to 7, in gauges $\frac{1}{16}$, $\frac{3}{16}$ and $\frac{1}{4}$ in. for		
		206675	1	
229641	14066	Lifting Presser Foot, 16 needle hole, for		
		needle sizes 5 to 7, in gauges $\frac{1}{16}$, $\frac{3}{16}$ and		
		$\frac{1}{4}$ in., for 206671	2	
229642	14066	Lifting Presser Foot, 16 needle hole, for		
		needle sizes 5 to 7, in gauges $\frac{3}{16}$ and		
		$\frac{1}{4}$ in., for 206661	2	
229650	14067	Lifting Presser Foot, 16 needle hole, for		
		needle sizes 5 to 7, in gauges $\frac{1}{16}$, $\frac{3}{16}$,		
		$\frac{1}{4}$, $\frac{5}{16}$ and $\frac{3}{8}$ in., for 229651	2	
229652	14067	Lifting Presser Foot, 16 needle hole, for		
		needle sizes 5 to 7, in gauges from $\frac{1}{16}$		
		to $\frac{3}{8}$ in., in steps of $\frac{1}{16}$ in., for 229653	2	
229654	14068	Lifting Presser Foot, 16 needle hole, for		
		needle sizes 5 to 7, in gauges $\frac{1}{16}$, $\frac{3}{16}$,		
		and $\frac{1}{4}$ in., for 229655	3	
200074F	12308	Lifting Presser Foot Screw	0	
231290	11904	Needle Bar (hollow)	8	
204484	10483	" " Connecting Link with		
		200188c	5	
200188c	10483	Needle Bar Connecting Link Pinch		
		Screw	0	
204249	12308	Needle Bar Connecting Stud with		
		200072c and 202277	4	
202277	—	Needle Bar Connecting Stud Oil Pack-		
		ing (wick)	01	

Plate	Name	Each
12308	Needle Bar Connecting Stud Pinch	
	Screw	\$ 03
12338	Needle Bar Packing Cord (2)....Per 100	25
12310	" " Screw Bushing (lower)	05
12310	" " " " (upper)	05
11903	Needle Holder, needles $\frac{3}{16}$ in. apart and	
	must be set diagonally, in gauges $\frac{1}{16}$,	
	$\frac{3}{16}$ and $\frac{1}{4}$ in., with 201030c and two	
	200141F	1 00
11903	Needle Holder, in gauges from $\frac{3}{16}$ to $\frac{1}{2}$	
	in., in steps of $\frac{1}{16}$ in., with 201030c and	
	two 200141F	1 25
11903	Needle Holder, in gauges from $\frac{1}{16}$ to $\frac{3}{8}$ in.,	
	in steps of $\frac{1}{16}$ in., with 201030c and	
	two 200141F	1 50
11903	Needle Holder Screw	02
11903	" Set Screw	02
12334	Presser Bar (hollow) with 200074F	80
12308	" " Lifter	20
12311	" " " Hinge Screw	08
11902	" " Lifting Bracket Position	
	Guide	35
12311	Presser Bar Lifting Bracket Position	
	Guide Set Screw	03
12306	Presser Bar Packing Washer (felt)	
 Per 100	25
12310	Presser Bar Screw Bushing (lower)	05
11902	" " Spring	15
12305	" " Thumb Screw (pressure	
	regulating)	25
11902	Presser Bar Thumb Screw Check Nut	06
11904	Take-up Cam with 200347c, 200383c,	
	200387c, 200100c, 200130c and 204479...	1 75
12307	Take-up Cam Friction Washer	05
12311	" " Position Screw	08
12311	" " " " Check Screw	02
12321	" " Set Screw	03
11904	Take-up Cam Complete, Nos. 204484,	
	213004 and 213925	3 00
12386	Take-up Lever with 204265	75
—	" " 204553 with 204263	90
12310	" " Bearing with 204264	15
12306	" " " Position Pin	01
12311	" " " Screw	05
—	" " Oil Guard	05
12307	" " Roller	12
12386	Take-up Lever Complete, Nos. 200042F	
	201816 and 206604	1 00
12309	Tension Disc	05
12309	" " Position Pin	01

No.	Plate	Name	Eac	No.	Plate	Name	Each
203766	11903	Tension Release Lever	\$ 1	11021	12122	Throat Plate, 50 needle hole, for needle sizes 3 to 5, in gauges $\frac{3}{16}$, $\frac{3}{8}$, $\frac{1}{2}$, $\frac{5}{8}$ and $\frac{3}{4}$ in., for 211732	\$ 1 25
200309e	12309	" " " Screw	0				
202075	12309	" " Plunger	0				
215609	-----	" " Slide	1	11031	12122	Throat Plate, 50 needle hole, for needle sizes 3 to 5, in gauges from $\frac{11}{16}$ to $\frac{1}{2}$ in., in steps of $\frac{1}{16}$ in., for 211865	1 25
204268	12310	" " " 215609 with 204269 ..	2				
204269	12308	" " " Spring	0				
202407	12309	" Spring	0	11025	12123	Throat Plate, 50 needle hole, for needle sizes 3 to 5, in gauges $\frac{11}{16}$, $\frac{3}{8}$, $\frac{1}{2}$ and $\frac{5}{8}$ in., for 211761	1 25
200632R	12309	" Stud	2				
200397H	12309	" Set Screw	0				
201572R	12309	" Thumb Nut	0	11012	12123	Throat Plate, 50 needle hole, for needle sizes 3 to 5, in gauges $\frac{3}{16}$ and $\frac{11}{16}$ in., for 211765	1 25
204271	12309	" Washer	0				
204272	12309	Tension complete, Nos. 200632R, 201572R, 202075, 202407, 204271 and two 202402	50	11033	11905	Throat Plate, 50 needle hole, for needle sizes 3 to 5, in gauges $\frac{3}{16}$ and $\frac{1}{4}$ in., for 211769	1 50
204274	12309	Thread Controller Plate	1				
200577H	12311	" " " Screw	01				
202098	12309	" " Roller	05	200161D	12319	Throat Plate Clamp Screw	04
204275	12309	" " " Guard	10	202062	12308	" " Position Pin	01
202084	12309	" " " " Washer	01	200577H	12311	" " Screw	02
200300c	12309	" " " Screw	04	206660	-----	Vibrating Presser Bar	15
204276	12309	" " Spring	02	206659	11902	" " " 206660 with 204493 and two 200138D	60
204333	12309	" " " Guard	08				
200581H	12309	" " " " Screw	02	200935E	11903	Vibrating Presser Bar Hinge Screw	08
202087	11903	" " " Stop	03	201534E	11902	" " " " " Nut	03
202088	10483	" " " Stud with 204925 ..	10	229838	11902	" " " " Position Stop	50
200366R	11902	" " " " Set Screw	02	200053c	12311	" " " " " " " Screw	04
204925	12306	" " " " Washer	01				
205987	12309	Thread Controller complete, Nos. 200300c, 200581H, 202084, 202098, 204271, 204275 and 204333	42	204493	11902	Vibrating Presser Bar Spring	10
				200138D	11902	" " " " Screw	02
204280	12309	Thread Controller and Spring complete, Nos. 204276 and 205987	45	206675	11839	" " " Fool, for 222301	1 00
				206671	11839	" " " " 229641	1 50
				206661	11839	" " " " 229642	1 50
204556	12386	Thread Guide	05	229651	14067	" " " " 229650	1 50
203313	12386	" "	10	229653	14067	" " " " 229652	1 50
204281	12309	" Retainer Guide Wire	01	229655	14068	" " " " 229654	2 00
202091	12309	" " Sleeve	05	200098F	12307	" " " " Screw	03
202092	12309	" " Spring	01	203357	11902	" " " " Washer	61
204058R	12309	" " Stud	07				
200368H	12309	" " " Set Screw	02				
204059	12309	Thread Retainer complete, Nos. 202091, 202092 and 204058R	15				
211858	12121	Throat Plate, 50 needle hole, needles $\frac{3}{16}$ in. apart, for needle sizes 3 to 5, in gauges $\frac{1}{2}$, $\frac{3}{4}$ and $\frac{1}{2}$ in., for 211006 ..	1 50				
211019	12123	Throat Plate, 50 needle hole, for needle sizes 3 to 5, in gauges $\frac{3}{16}$ and $\frac{1}{4}$ in., for 211020	1 50				
211860	12121	Throat Plate, 50 needle hole, for needle sizes 3 to 5, in $\frac{3}{16}$ in. gauge, for 211714 ..	1 25				

MACHINE No. 24 w 108

DROP FEED. ALTERNATING PRESSERS

For Tailoring.

In gauges from $\frac{1}{8}$ to $\frac{3}{4}$ inch.

The same as Machine No. 24 w 107 with the following exceptions:

No.	Plate	Name	Each
211032	12122	Throat Plate, 46 needle hole, for needle sizes 5 to 7, in gauges from $\frac{1}{4}$ to $\frac{1}{2}$ in., in steps of $\frac{1}{8}$ in., for 211865	\$ 1 25
211026	12123	Throat Plate, 46 needle hole, for needle sizes 5 to 7, in gauges $\frac{13}{16}$, $\frac{3}{4}$, $\frac{7}{8}$ and $\frac{5}{4}$ in., for 211761	1 25
211013	12123	Throat Plate, 46 needle hole, for needle sizes 5 to 7, in gauges $\frac{3}{16}$ and $\frac{1}{4}$ in., for 211765	1 25
211034	11905	Throat Plate, 46 needle hole, for needle sizes 5 to 7, in $\frac{7}{8}$ in. gauge, for 211769 ..	1 50

MACHINE No. 24 w 109

DROP FEED

For Shirts, Corsets, Underwear, Corset Covers, Etc.

In gauges from $\frac{1}{8}$ to $\frac{3}{4}$ inch.

The same as Machine No. 24 w 10 with the following exceptions:

No.	Plate	Name	Each
201290	-----	Arm, in place of 201161	\$ ---
201413	-----	" 201290 with 200439c, 202036 and 201705, in place of 201112	---
213622	12333	Arm Shaft, in place of 203202	2 00
213134	-----	Bed, in place of 213133	---
214056	-----	Bed 213134 with 202062, 203248, 203249, two each 200362c, 200516c, 200840c and 202299, in place of 214055	---
204294	12333	Feed Driving Rock Shaft, in place of 204199	35
206555	---	Feed Driving Rock Shaft 204294 with 200002c, 201522c and 204193, in place of 206554	80
213624	12333	Hook Driving Shaft, in place of 203247 ..	1 75
227312	-----	Knee Lifter Connection Lever 202445 with 200224n, 200262n, 227303 and 227308, in place of 227311	50
227303	11125	Knee Lifter Lifting Lever, in place of 227302	12

ACCESSORIES

FOR MACHINE NO. 24 W 1

No.	Plate	Name	Each
200157B	12338	Attachment Screw	\$ 05
203208	12312	Bobbin (10)	05
225497	12345	" Case Screw Driver	10
12 N 3	—	Needles, six each, sizes 3 and 4. Per doz.	20
225191	—	Drip Pan with four wood screws $\frac{1}{2}$ in. No. 5	30
200748B	12319	Machine Clamp Screw	10
225585B	12319	" " " Washer	02
201582B	12319	" " " Wing Nut	08
227488	12345	Machine Clamp complete, Nos. 200748B, 201582B and 225585B	20
41400	12345	Machine Rest Pin (wood)	01
225500	12345	Oiler with 225499	10
225499	12345	" Spout, 2 $\frac{3}{4}$ in. long	02
225498	12345	Screw Driver, 7 $\frac{1}{4}$ in. long	15
225554	12345	Wrench (steel)	10
36578	12345	<i>Vicer with 36579</i>	10
36579	12345	<i>" Spout, 3 in. long</i>	06

BOBBIN WINDER

SWING AUTOMATIC RIGHT HAND

202470	12320	Bobbin Winder Base	15
202471	12320	" " Frame	15
200221E	12319	" " " Hinge Screw	12
202472	12319	" " " Spring	05
200161E	12319	" " " " Screw	04
202473	12320	" " Pulley with 200380e	20
200380e	12319	" " " Set Screw	02
202474	12320	" " Spindle	15
227522	12319	" " Stop Latch	10
200056E	12319	" " " " Screw	03
202477	12319	" " " " Thumb Lever	15
200299B	12319	" " " " " " Hinge Screw	05
200299B	12319	Bobbin Winder Stop Latch Thumb Lever Joint Screw	05
201537B	12319	Bobbin Winder Stop Latch Thumb Lever Joint Screw Nut	03
202478	12319	Bobbin Winder Stop Latch Trip Lever	10
200299B	12319	" " " " " " Hinge Screw	05

No.	Plate	Name	Each
227523	12320	Bobbin Winder complete, Nos. 200056E, 200161E, 200221E, 201537B, 202470 to 202474, 202477, 202478, 227522, three 200299B and two round head wood screws $\frac{1}{2}$ in., No. 14	\$ 1 35
202480	12320	Bobbin Winder Spool Holder Base with 200355B and 202484	15
202481	12320	Bobbin Winder Spool Holder Base Spool Pin	05
202482	12319	Bobbin Winder Spool Holder Tension Disc (lower or upper)	02
200011E	12319	Bobbin Winder Spool Holder Tension Disc Screw	05
200355B	12319	Bobbin Winder Spool Holder Tension Disc Screw Set Screw	03
202483	12319	Bobbin Winder Spool Holder Tension Disc Spring (brass)	01
202484	12319	Bobbin Winder Spool Holder Tension Disc Thread Guide	01
202485	12320	Bobbin Winder Spool Holder complete, Nos. 200011E, 202480, 202481, 202483, two 202482 and one wood screw 1 in. No. 13B	35
227524	—	Bobbin Winder and Spool Holder complete, Nos. 202485 and 227523	1 65

KNEE LIFTER

227781	11125	Knee Lifter Rock Lever with 200522c and 200529c	35
227782	—	Knee Lifter Rock Lever 227781 with two each 202451 and 202452	50
227783	11125	Knee Lifter Rock Lever 227782 with 202985 and 227784	85
202453	11125	Knee Lifter Rock Lever Knee Plate with 200526c	17
202985	—	Knee Lifter Rock Lever Knee Plate 202453 with 202455	25
202455	11125	Knee Lifter Rock Lever Knee Plate Arm (short)	10
200522c	12319	Knee Lifter Rock Lever Knee Plate Arm Set Screw	06
200526c	12319	Knee Lifter Rock Lever Knee Plate Set Screw	05
202454	11125	Knee Lifter Rock Lever Lug, with two wood screws $\frac{3}{4}$ in. No. 13B	05
202452	12319	Knee Lifter Rock Lever Lug Hinge Pin	02
227784	11125	" " " " Rod, 3 in. long, with 227785	06

From the library of: Diamond Needle Corp

No.	Plate	Name	Each
*227785	---	Knee Lifter Rock Lever Rod Cap or Oil Guard	\$ ---
200529c	12319	Knee Lifter Rock Lever Rod Set Screw (Other Knee Lifter Parts are listed with parts of machine head.)	05

THREAD UNWINDER

202486	---	Spool Pin	03
202487	---	" Rest	25
202488	10278	" " 202487 with 200363c, 200383c and two 202486	35
202489	10278	Spool Rest Rod	05
200383c	12311	" " " Set Screw	02
200383c	12311	" " " Set Screw	02
202490	10278	" Stand with 200383c	20
202491	10278	" Washer (steel)	02
202492	10278	" Weight with 202493	25
202493	---	" " Center with 202793 and 203163	10
203163	---	" " " Bushing	03
202793	10278	" " Thread Guide	05
202794	10278	Thread Eyelet Rod	15
200363c	12338	" " " Set Screw	03
202795	10278	Thread Unwinder complete, Nos. 202488 to 202490, 202794, two each 202491, 202492 and three wood screws $\frac{1}{2}$ in. No. 13	1 25

FOR MACHINE NO. 24 W 4

Same as for No. 24 w 1 with the following exception:

6 x 3	---	Needle, six each, sizes 7 and 8, in place of 12 x 3, six each, sizes 3 and 4	20
-------	-----	--	----

FOR MACHINE NO. 24 W 5

Same as for No. 24 w 1 with the following exception:

6 x 3	---	Needles, six each, sizes 3 and 4, in place of 12 x 3, six each, sizes 3 and 4	20
-------	-----	---	----

FOR MACHINE NO. 24 W 6

Same as for No. 24 w 1 with the following exception:

6 x 3	---	Needles, four each, sizes 5, 6 and 7, in place of 12 x 3, six each, sizes 3 and 4	20
-------	-----	---	----

FOR MACHINE NO. 24 W 10

Same as for No. 24 w 1 with the following exception:

203470	11903	Bobbin (10) in place of 203208	06
--------	-------	--------------------------------	----

FOR MACHINE NO. 24 W 105

Same as for No. 24 w 1 with the following exceptions:

No.	Plate	Name	Each
225481	---	Drip Pan (long) with four wood screws $\frac{1}{2}$ in. No. 5, in place of 225491	\$ 35
227787	---	Knee Lifter Rock Lever 227782 with 202203 and 227784, in place of 227783	90
202203	---	Knee Lifter Rock Lever Knee Plate 202453 with 202454, in place of 202985	30
202454	11425	Knee Lifter Rock Lever Knee Plate Arm (long), in place of 202455	12

FOR MACHINE NO. 24 W 106

Same as for No. 24 w 1 with the following exceptions:

225481	---	Drip Pan (long) with four wood screws $\frac{1}{2}$ in. No. 5, in place of 225491	\$ 35
227787	---	Knee Lifter Rock Lever 227782 with 202203 and 227784, in place of 227783	90
202203	---	Knee Lifter Rock Lever Knee Plate 202453 with 202454, in place of 202985	30
202454	11425	Knee Lifter Rock Lever Knee Plate Arm (long), in place of 202455	12
6 x 3	---	Needles, six each, sizes 7 and 8, in place of 12 x 3, six each, sizes 3 and 4	20

FOR MACHINE NO. 24 W 107

Same as for No. 24 w 1 with the following exceptions:

225481	---	Drip Pan (long) with four wood screws $\frac{1}{2}$ in. No. 5, in place of 225491	\$ 35
227787	---	Knee Lifter Rock Lever 227782 with 202203 and 227784, in place of 227783	90
202203	---	Knee Lifter Rock Lever Knee Plate 202453 with 202454, in place of 202985	30
202454	11425	Knee Lifter Rock Lever Knee Plate Arm (long), in place of 202455	12
6 x 3	---	Needles, six each, sizes 3 and 4, in place of 12 x 3, six each, sizes 3 and 4	20

FOR MACHINE NO. 24 W 108

Same as for No. 24 w 1 with the following exceptions:

225481	---	Drip Pan (long) with four wood screws $\frac{1}{2}$ in. No. 5, in place of 225491	\$ 35
227787	---	Knee Lifter Rock Lever 227782 with 202203 and 227784, in place of 227783	90
202203	---	Knee Lifter Rock Lever Knee Plate 202453 with 202454, in place of 202985	30

From the library of Diamond Needle Corp

NEEDLE HOLDERS

No.	Plate	Name	Eac
231383	11903	Needle Holder, in gauges from $\frac{3}{16}$ to $\frac{1}{2}$ in., in steps of $\frac{1}{32}$ in., with 201030e and two 200141e	\$ 1 1
231385	11903	Needle Holder, in gauges from $\frac{11}{16}$ to $\frac{7}{8}$ in., in steps of $\frac{1}{32}$ in., with 201030e and two 200141e	1 5
231388	11903	Needle Holder, needles $\frac{3}{8}$ in. apart and must be set diagonally, in gauges $\frac{1}{16}$, $\frac{3}{16}$ and $\frac{1}{4}$ in., with 201030e and two 200141e, for Machines Nos. 24 w 1, 24 w 5, 24 w 6, 24 w 10, 24 w 105 and 24 w 107 to 24 w 109	1 0
231389	11903	Needle Holder, needles $\frac{1}{4}$ in. apart and must be set diagonally, in gauges $\frac{1}{16}$, $\frac{3}{16}$, $\frac{1}{4}$ and $\frac{5}{16}$ in., with 201030e and two 200141e	1 0

PRESSER FEET

FOR MACHINES NOS. 24 W 1, 24 W 4, 24 W 10,
24 W 105, 24 W 106 AND 24 W 109.

No.	Plate	Name	Each
229092	13085	Presser Foot, 50 needle hole, needles $\frac{3}{8}$ in. apart, for needle sizes 3 to 5, in gauges $\frac{1}{16}$, $\frac{3}{16}$ and $\frac{1}{4}$ inch	\$ 75
229008	13085	Presser Foot, 50 needle hole, needles $\frac{3}{8}$ in. apart, for needle sizes 3 to 5, in gauges $\frac{1}{16}$, $\frac{3}{16}$ and $\frac{1}{4}$ inch	75
229009	13085	Presser Foot, 50 needle hole, needles $\frac{1}{4}$ in. apart, for needle sizes 3 to 5, in gauges $\frac{1}{16}$, $\frac{3}{16}$, $\frac{1}{4}$, $\frac{5}{16}$ and $\frac{3}{8}$ inch	75
229102	13071	Presser Foot, 46 needle hole, for needle sizes 5 to 7, in gauges from $\frac{11}{16}$ to $\frac{1}{2}$ in., in steps of $\frac{1}{32}$ inch	75
229103	13071	Presser Foot, 46 needle hole, for needle sizes 5 to 7, in gauges $\frac{1}{4}$, $\frac{3}{8}$ and $\frac{1}{2}$ inch	75
229104	13071	Presser Foot, 46 needle hole, for needle sizes 5 to 7, in gauges from $\frac{11}{16}$ to $\frac{1}{2}$ in., in steps of $\frac{1}{32}$ inch	75
229105	13072	Presser Foot, 46 needle hole, for needle sizes 5 to 7, in gauges $\frac{11}{16}$ and $\frac{1}{2}$ inch	85
229106	13072	Presser Foot, 46 needle hole, for needle sizes 5 to 7, in gauges $\frac{11}{16}$, $\frac{1}{2}$, $\frac{3}{4}$ and $\frac{15}{16}$ inch	85
229107	13072	Presser Foot, 46 needle hole, for needle sizes 5 to 7, in gauges $\frac{3}{4}$ and $\frac{7}{8}$ inch	85
229559	13085	Presser Foot, $\frac{46}{16}$ needle hole, needles $\frac{3}{8}$ in. apart, for needle sizes $\frac{3}{8}$ to $\frac{7}{8}$ in gauges $\frac{1}{16}$, $\frac{3}{16}$ and $\frac{1}{4}$ in. for felling ...	1 00
229573	13071	Presser Foot, 46 needle hole, for needle sizes 5 to 7, in gauges from $\frac{11}{16}$ to $\frac{1}{2}$ in., in steps of $\frac{1}{32}$ inch	75
229575	13071	Presser Foot, 46 needle hole, for needle sizes 5 to 7, in gauges from $\frac{11}{16}$ to $\frac{1}{2}$ in., in steps of $\frac{1}{32}$ inch	75
229577	13072	Presser Foot, 46 needle hole, for needle sizes 5 to 7, in gauges from $\frac{3}{4}$ to $\frac{7}{8}$ in., in steps of $\frac{1}{32}$ inch	85

From the library of: Diamond Needle Corp

No.	Plate	Name	Eac
229578	13072	Presser Foot, 46 needle hole, for needle sizes 5 to 7, in $\frac{3}{8}$ in. gauge	\$ 8
202090	12309	Presser Foot Hinge Pin	0
230795	11902	" " " "	0
221411	—	" " Plate, for 221410	1 2
221442	—	" " " " 221443	1 2
223900	—	" " " " 223901	1 7
223903	—	" " " " 223904	1 7
229164	—	" " " " 229188	1 7
229168	—	" " " " 229169	1 7
229171	—	" " " " 229172	1 0
229173	—	" " " " 229174	1 0
229175	—	" " " " 229176	1 0
229177	—	" " " " 229178	1 0
229179	—	" " " " 229180	1 0
229184	—	" " " " 229935	1 75
229191	—	" " " " 229192	1 75
229193	—	" " " " 229194	1 75
229195	—	" " " " 229167	1 75
229197	—	" " " " 229198	1 75
229201	—	" " " " 229202	1 75
229203	—	" " " " 229204	1 75
229215	—	" " " " 229216	1 75
229217	—	" " " " 229218	1 75
229219	—	" " " " 229220	1 75
229221	—	" " " " 229222	1 75
229223	—	" " " " 229224	1 75
229225	—	" " " " 229226	1 75
229227	—	" " " " 229228	1 75
229241	—	" " " " 229242	1 25
229243	—	" " " " 229244	1 25
229245	—	" " " " 229246	1 25
229247	—	" " " " 229248	1 25
229249	—	" " " " 229250	1 25
229253	—	" " " " 229254	1 25
229321	—	" " " " 229322	1 75
229368	—	" " " " 229369	1 75
229560	—	" " " " 229561	1 75
229839	—	" " " " 229840	1 75
229964	—	" " " " 229965	1 75
230830	—	" " " " 230831	1 75
202923	—	" " Shank	60
202926	—	" " " "	75
202930	—	" " " "	60
223901	13085	Presser Foot (hinged) complete, 50 needle hole, needles $\frac{3}{8}$ in. apart, for needle sizes 3 to 5, in $\frac{1}{8}$ in. gauge Nos. 202090, 202923 and 223900, for felling	2 50

No.	Plate	Name	Each
229167	11907	Presser Foot (hinged) complete, 46 needle hole, for needle sizes 5 to 7, in gauges $\frac{3}{8}$, $\frac{1}{2}$, $\frac{5}{8}$ and $\frac{3}{4}$ in., Nos. 202923, 229195 and 230795, for felling	\$ 2 50
229169	11907	Presser Foot (hinged) complete, 46 needle hole, for needle sizes 5 to 7, in gauges $\frac{3}{8}$, $\frac{1}{2}$, $\frac{5}{8}$ and $\frac{3}{4}$ in., Nos. 202923, 229168 and 230795, for felling	2 50
229172	12175	Presser Foot (hinged) complete, 38 needle hole, for needle sizes 9 to 12, in gauges from $\frac{1}{4}$ to $\frac{3}{4}$ in., in steps of $\frac{1}{8}$ in., Nos. 202923, 229171 and 230795	1 75
229174	12175	Presser Foot (hinged) complete, 38 needle hole, for needle sizes 9 to 12, in gauges $\frac{11}{16}$, $\frac{3}{4}$, $\frac{13}{16}$ and $\frac{1}{2}$ in., Nos. 202923, 229173 and 230795	1 75
229176	12175	Presser Foot (hinged) complete, 38 needle hole, for needle sizes 9 to 12, in gauges $\frac{11}{16}$, $\frac{1}{2}$, $\frac{13}{16}$ and $\frac{3}{8}$ in., Nos. 202923, 229175 and 230795	1 75
229178	12175	Presser Foot (hinged) complete, 38 needle hole, for needle sizes 9 to 12, in gauges $\frac{11}{16}$ and $\frac{5}{8}$ in., Nos. 202923, 229177 and 230795	1 85
229180	12175	Presser Foot (hinged) complete, 38 needle hole, for needle sizes 9 to 12, in gauges $\frac{11}{16}$, $\frac{11}{16}$, $\frac{3}{4}$ and $\frac{3}{4}$ in., Nos. 202923, 229179 and 230795	1 85
221110	—	Presser Foot (hinged) complete, 46 needle hole, for needle sizes 5 to 7, in $\frac{3}{8}$ in. gauge, Nos. 202090, 202923 and 221411	2 00
221443	—	Presser Foot (hinged) complete, 46 needle hole, for needle sizes 5 to 7, in gauges from $\frac{1}{4}$ to $\frac{11}{16}$ in., in steps of $\frac{1}{8}$ in., Nos. 202090, 202923 and 221442	2 00
229212	13092	Presser Foot (hinged) complete, 46 needle hole, for needle sizes 5 to 7, in gauges $\frac{1}{4}$, $\frac{3}{8}$, $\frac{1}{2}$ and $\frac{11}{16}$ in., Nos. 202090, 202923 and 229241	1 90
229244	13092	Presser Foot (hinged) complete, 46 needle hole, for needle sizes 5 to 7, in gauges $\frac{3}{8}$, $\frac{11}{16}$ and $\frac{1}{2}$ in., Nos. 202090, 202923 and 229243	1 90
229246	13093	Presser Foot (hinged) complete, 46 needle hole, for needle sizes 5 to 7, in gauges $\frac{11}{16}$ and $\frac{1}{2}$ in., Nos. 202090, 202923 and 229245	1 90

No.	Plate	Name	Each
229248	13093	Presser Foot (hinged) complete, 46 needle hole, for needle sizes 5 to 7, in gauges $\frac{15}{32}$, $\frac{3}{8}$ and $\frac{13}{32}$ in., Nos. 202090, 202923 and 229247	\$ 2 00
229250	13093	Presser Foot (hinged) complete, 46 needle hole, for needle sizes 5 to 7, in gauges $\frac{5}{16}$, $\frac{3}{8}$ and $\frac{11}{16}$ in., Nos. 202090, 202923 and 229249	2 00
229254	13093	Presser Foot (hinged) complete, 46 needle hole, for needle sizes 5 to 7, in gauges $\frac{1}{8}$, $\frac{15}{32}$, $\frac{3}{8}$, $\frac{13}{32}$ and $\frac{3}{4}$ in., Nos. 202090, 202923 and 229253	2 00
Nos. 229188 to 230831 are for felling.			
229188	11907	Presser Foot (hinged) complete, 46 needle hole, for needle sizes 5 to 7, in gauges $\frac{1}{8}$, $\frac{3}{8}$ and $\frac{3}{4}$ in., Nos. 202926, 229164 and 230795	2 50
229192	13085	Presser Foot (hinged) complete, 50 needle hole, needles $\frac{3}{8}$ in. apart, for needle sizes 3 to 5, in gauges $\frac{1}{8}$, $\frac{3}{8}$ and $\frac{3}{4}$ in., Nos. 202923, 229191 and 230795	2 50
223904	11907	Presser Foot (hinged) complete, 50 needle hole, for needle sizes 3 to 5, in gauges $\frac{3}{8}$, $\frac{1}{2}$, $\frac{5}{8}$ and $\frac{3}{4}$ in., Nos. 202923, 223903 and 230795	2 50
229194	13085	Presser Foot (hinged) complete, 46 needle hole, for needle sizes 5 to 7, in gauges $\frac{1}{8}$, $\frac{3}{8}$ and $\frac{3}{4}$ in., Nos. 202923, 229193 and 230795	2 50
229198	11907	Presser Foot (hinged) complete, 46 needle hole, for needle sizes 5 to 7, in gauges $\frac{15}{32}$, $\frac{3}{8}$, $\frac{13}{32}$ and $\frac{3}{4}$ in., Nos. 202923, 229197 and 230795	2 50
229202	11908	Presser Foot (hinged) complete, 46 needle hole, for needle sizes 5 to 7, in gauges $\frac{15}{32}$ to $\frac{3}{4}$ in., in steps of $\frac{1}{32}$ in., Nos. 202923, 229201 and 230795	2 50
229204	11908	Presser Foot (hinged) complete, 46 needle hole, for needle sizes 5 to 7, in gauges $\frac{31}{32}$, $\frac{11}{16}$, $\frac{23}{32}$ and $\frac{3}{4}$ in., Nos. 202923, 229203 and 230795	2 50
229216	13085	Presser Foot (hinged) complete, 46 needle hole, for needle sizes 5 to 7, in gauges $\frac{3}{8}$, $\frac{1}{2}$, $\frac{5}{8}$ and $\frac{3}{4}$ in., Nos. 202926, 229215 and 230795	2 50

No.	Plate	Name	Each
229218	11907	Presser Foot (hinged) complete, 46 needle hole, for needle sizes 5 to 7, in gauges $\frac{1}{8}$, $\frac{15}{32}$ and $\frac{3}{8}$ in., Nos. 202930, 229217 and 230795	\$ 2 50
229220	13090	Presser Foot (hinged) complete, 38 needle hole, for needle sizes 9 to 12, in gauges from $\frac{1}{4}$ to $\frac{3}{8}$ in., in steps of $\frac{1}{32}$ in., Nos. 202923, 229219 and 230795	2 50
229222	13090	Presser Foot (hinged) complete, 38 needle hole, for needle sizes 9 to 12, in gauges $\frac{11}{16}$, $\frac{3}{8}$, $\frac{13}{16}$ and $\frac{3}{4}$ in., Nos. 202923, 229221 and 230795	2 50
229224	13090	Presser Foot (hinged) complete, 38 needle hole, for needle sizes 9 to 12, in gauges $\frac{15}{32}$, $\frac{1}{2}$, $\frac{13}{16}$ and $\frac{3}{4}$ in., Nos. 202923, 229223 and 230795	2 50
229226	13041	Presser Foot (hinged) complete, 38 needle hole, for needle sizes 9 to 12, in gauges $\frac{13}{16}$ and $\frac{3}{4}$ in., Nos. 202923, 229225 and 230795	2 50
229228	13041	Presser Foot (hinged) complete, 38 needle hole, for needle sizes 9 to 12, in gauges $\frac{31}{32}$, $\frac{11}{16}$, $\frac{23}{32}$ and $\frac{3}{4}$ in., Nos. 202923, 229227 and 230795	2 50
229232	11907	Presser Foot (hinged) complete, 46 needle hole, for needle sizes 5 to 7, in gauges $\frac{1}{8}$, $\frac{3}{8}$ and $\frac{3}{4}$ in., Nos. 202926, 229231 and 230795	2 50
229369	11907	Presser Foot (hinged) complete, 46 needle hole, for needle sizes 5 to 7, in gauges $\frac{1}{8}$, $\frac{15}{32}$ and $\frac{3}{8}$ in., Nos. 202923, 229368 and 230795	2 50
229561	11908	Presser Foot (hinged) complete, 46 needle hole, for needle sizes 5 to 7, in gauges $\frac{15}{32}$, $\frac{3}{8}$, $\frac{13}{32}$ and $\frac{3}{4}$ in., Nos. 202923, 229560 and 230795	2 50
229840	11908	Presser Foot (hinged) complete, 46 needle hole, for needle sizes 5 to 7, in gauges $\frac{31}{32}$, $\frac{11}{16}$, $\frac{23}{32}$ and $\frac{3}{4}$ in., Nos. 202923, 229839 and 230795	2 50
229935	11907	Presser Foot (hinged) complete, 46 needle hole, for needle sizes 5 to 7, in gauges $\frac{3}{8}$, $\frac{1}{2}$, $\frac{5}{8}$ and $\frac{3}{4}$ in., Nos. 202926, 229184 and 230795	2 50
229965	11908	Presser Foot (hinged) complete, 46 needle hole for needle sizes 5 to 7, in gauges from $\frac{15}{32}$ to $\frac{3}{4}$ in., in steps of $\frac{1}{32}$ in. Nos. 202930, 229964 and 230795	2 50

No.	Plate	Name	Each
230831	11908	Presser Foot (hinged) complete, 46 needle hole, for needle sizes 5 to 7, in $\frac{3}{8}$ in. gauge, Nos. 202090, 202923 and 230830	\$ 2 50

FOR MACHINES NOS. 24 W 5, 24 W 6, 24 W 107 AND 24 W 108

206658	11909	Lifting Presser Foot, 46 needle hole, needles $\frac{3}{8}$ in. apart, for needle sizes 5 to 7, in gauges $\frac{1}{8}$, $\frac{3}{16}$ and $\frac{1}{4}$ in., for 206678	1 00
206666	11909	Lifting Presser Foot, 46 needle hole, needles $\frac{3}{8}$ in. apart, for needle sizes 5 to 7, in gauges $\frac{3}{16}$ and $\frac{1}{4}$ in., for 206668, 222302 and 222304	1 50
206667	11909	Lifting Presser Foot, 50 needle hole, needles $\frac{3}{8}$ in. apart, for needle sizes 3 to 5, in gauges $\frac{3}{16}$ and $\frac{1}{4}$ in., for 206668, 222302 and 222304	1 50
206677	11909	Lifting Presser Foot, 46 needle hole, needles $\frac{1}{2}$ in. apart, for needle sizes 5 to 7, in gauges $\frac{3}{16}$, $\frac{1}{4}$ and $\frac{1}{2}$ in., for 206678, 222302 and 222304	1 50
222301	11909	Lifting Presser Foot, 46 needle hole, needles $\frac{3}{8}$ in. apart, for needle sizes 5 to 7, in gauges $\frac{3}{16}$, $\frac{1}{4}$ and $\frac{1}{2}$ in., for 206668, 206675, 206678, 206714, 206719, 222302 and 222304	1 50
222303	11909	Lifting Presser Foot, 46 needle hole, needles $\frac{3}{8}$ in. apart, for needle sizes 5 to 7, in gauges $\frac{3}{16}$, $\frac{1}{4}$ and $\frac{1}{2}$ in., for 206668, 206675, 206678, 206714, 206719, 222302 and 222304	1 50
206669	11909	Lifting Presser Foot, 46 needle hole, for needle sizes 5 to 7, in gauges $\frac{3}{16}$ and $\frac{1}{4}$ in., for 206670	1 50
206682	11908	Lifting Presser Foot, 35 needle hole, for needle sizes 12 to 14, in gauges from $\frac{1}{4}$ to $\frac{3}{4}$ in., in steps of $\frac{1}{16}$ in., for 229649	2 50
206708	11909	Lifting Presser Foot, 50 needle hole, for needle sizes 3 to 5, in gauges $\frac{3}{16}$ and $\frac{1}{4}$ in., for 206710	1 50
206709	11909	Lifting Presser Foot, 46 needle hole, for needle sizes 5 to 7, in gauges $\frac{3}{16}$ and $\frac{1}{4}$ in., for 206710	1 50
206711	11909	Lifting Presser Foot, 46 needle hole, for needle sizes 5 to 7, in gauges $\frac{3}{16}$ and $\frac{1}{8}$ in., for 206713	1 50

No.	Plate	Name	Each
206712	11909	Lifting Presser Foot, 50 needle hole, for needle sizes 3 to 5, in gauges $\frac{3}{16}$ and $\frac{1}{4}$ in., for 206713	\$ 1 50
206720	11909	Lifting Presser Foot, 50 needle hole, for needle sizes 3 to 5, in $\frac{3}{16}$ in. gauge, for 206670	1 50
229641	14066	Lifting Presser Foot, 46 needle hole, for needle sizes 5 to 7, in gauges from $\frac{3}{16}$ to $\frac{1}{4}$ in., in steps of $\frac{1}{16}$ in., for 206671	2 00
229642	14066	Lifting Presser Foot, 46 needle hole, for needle sizes 5 to 7, in gauges $\frac{3}{16}$ and $\frac{1}{4}$ in., for 206661	2 00
229646	14067	Lifting Presser Foot, 50 needle hole, for needle sizes 3 to 5, in gauges $\frac{3}{16}$, $\frac{1}{4}$ and $\frac{1}{2}$ in., for 206690	2 00
229648	14067	Lifting Presser Foot, 46 needle hole, for needle sizes 5 to 7, in gauges from $\frac{1}{4}$ to $\frac{3}{4}$ in., in steps of $\frac{1}{8}$ in., for 229649	2 50
229650	14067	Lifting Presser Foot, 46 needle hole, for needle sizes 5 to 7, in gauges $\frac{1}{8}$, $\frac{3}{16}$, $\frac{1}{4}$, $\frac{1}{2}$ and $\frac{3}{4}$ in., for 229651	2 00
229652	14067	Lifting Presser Foot, 46 needle hole, for needle sizes 5 to 7, in gauges from $\frac{1}{16}$ to $\frac{1}{2}$ in., in steps of $\frac{1}{16}$ in., for 229653	2 50
229654	14068	Lifting Presser Foot, 46 needle hole, for needle sizes 5 to 7, in gauges $\frac{3}{16}$, $\frac{1}{4}$, $\frac{1}{2}$ and $\frac{3}{4}$ in., for 229655	3 00
Nos. 229656 to 229667 are for felling.			
229656	14068	Lifting Presser Foot, 46 needle hole, for needle sizes 5 to 7, in gauges $\frac{3}{16}$, $\frac{1}{4}$, $\frac{1}{2}$, $\frac{3}{4}$ and $\frac{1}{2}$ in., for 206671	2 50
229657	14068	Lifting Presser Foot, 46 needle hole, for needle sizes 5 to 7, in gauges $\frac{3}{16}$ and $\frac{1}{4}$ in., for 206661	2 50
229658	14068	Lifting Presser Foot, 46 needle hole, for needle sizes 5 to 7, in gauges from $\frac{1}{4}$ to $\frac{3}{4}$ in., in steps of $\frac{1}{8}$ in., for 229651	2 50
229667	11908	Lifting Presser Foot, 46 needle hole, for needle sizes 5 to 7, in gauges from $\frac{1}{16}$ to $\frac{1}{2}$ in., in steps of $\frac{1}{16}$ in., for 229653	3 00
229970	11909	Lifting Presser Foot, 46 needle hole, for needle sizes 5 to 7, in $\frac{1}{4}$ in. gauge, for 229645	2 00
206664	11839	Vibrating Presser Foot, for 229642 and 229657	1 50
206668	11839	Vibrating Presser Foot, for 206666, 206667 222301 and 222303	1 00
206670	11839	Vibrating Presser Foot, for 206669 and 206720	1 00

No.	Plate	Name	Eac
206671	11839	Vibrating Presser Foot, for 229644 and 229656	\$ 1 50
206675	11839	Vibrating Presser Foot, for 222301 and 222303	1 00
206678	11839	Vibrating Presser Foot, for 206668, 206667, 222301 and 222303	1 00
206690	11839	Vibrating Presser Foot, for 229646,	1 50
206710	11839	" " " " 206708 and 206709	1 00
206713	11839	Vibrating Presser Foot, for 206711 and 206712	1 00
206714	11839	Vibrating Presser Foot, for 222301 and 222303	1 00
206719	11839	Vibrating Presser Foot, for 222301 and 222303	1 00
222302	11839	Vibrating Presser Foot, for 206666, 206667, 206677, 222301 and 222303	1 50
222304	11839	Vibrating Presser Foot, for 206666, 206667, 206677, 222301 and 222303	1 00
229645	14066	Vibrating Presser Foot, for 229970	1 50
229649	14067	" " " " 206682 and 229648	1 50
229651	14067	Vibrating Presser Foot, for 229650 and 229658	1 50
229653	14067	Vibrating Presser Foot, for 229652 and 229667	1 50
229655	14068	Vibrating Presser Foot, for 229654	2 00

THROAT PLATES

FOR MACHINES NOS. 24 W 1, 24 W 4 TO 24 W 6
AND 24 W 105 TO 24 W 108

Adapted for Hook Saddle complete, No. 203462.

No.	Plate	Name	Each
211011	12121	Throat Plate, 50 needle hole, for needle sizes 3 to 5, in gauges from $\frac{1}{8}$ to $\frac{5}{16}$ in., in steps of $\frac{1}{32}$ in., for 211010	\$ 1 25
211012	12123	Throat Plate, 50 needle hole, for needle sizes 3 to 5, in gauges $\frac{3}{16}$, $\frac{13}{32}$, $\frac{5}{8}$, $\frac{33}{64}$ and $\frac{11}{16}$ in., for 211765 and 211766	1 25
211013	12123	Throat Plate, 46 needle hole, for needle sizes 5 to 7, in gauges $\frac{3}{16}$, $\frac{13}{32}$, $\frac{5}{8}$, $\frac{33}{64}$ and $\frac{11}{16}$ in., for 211765 and 211766	1 25
211019	12123	Throat Plate, 50 needle hole, for needle sizes 3 to 5, in gauges $\frac{3}{16}$, $\frac{1}{4}$ and $\frac{5}{16}$ in., for 211020	1 50
211021	12122	Throat Plate, 50 needle hole, for needle sizes 3 to 5, in gauges from $\frac{1}{16}$ to $\frac{5}{16}$ in., in steps of $\frac{1}{16}$ in., for 211732 and 211733	1 25
211024	11905	Throat Plate, 50 needle hole, for needle sizes 3 to 5, in gauges $\frac{3}{16}$, $\frac{13}{32}$, $\frac{1}{4}$ and $\frac{5}{16}$ in., for 211023	1 50
211025	12123	Throat Plate, 50 needle hole, for needle sizes 3 to 5, in gauges $\frac{1}{8}$, $\frac{11}{32}$, $\frac{3}{16}$, $\frac{13}{32}$ and $\frac{5}{16}$ in., for 211042 and 211761	1 25
211026	12123	Throat Plate, 46 needle hole, for needle sizes 5 to 7, in gauges $\frac{1}{8}$, $\frac{11}{32}$, $\frac{3}{16}$, $\frac{13}{32}$ and $\frac{5}{16}$ in., for 211042, 211761 and 211762	1 25
211031	12122	Throat Plate, 50 needle hole, for needle sizes 3 to 5, in gauges from $\frac{1}{4}$ to $\frac{1}{2}$ in., in steps of $\frac{1}{16}$ in., for 211865 and 211866	1 25
211032	12122	Throat Plate, 46 needle hole, for needle sizes 5 to 7, in gauges from $\frac{1}{4}$ to $\frac{1}{2}$ in., in steps of $\frac{1}{16}$ in., for 211865 and 211866	1 25
211033	11905	Throat Plate, 50 needle hole, for needle sizes 3 to 5, in gauges $\frac{33}{64}$ and $\frac{3}{8}$ in., for 211769 and 211770	1 50
211034	11905	Throat Plate, 46 needle hole, for needle sizes 5 to 7, in $\frac{3}{8}$ in. gauge, for 211769 and 211770	1 50

From the library of: Diamond Needle Corp

Throat Plates

No.	Plate	Name	Each
211047	12122	Throat Plate, 46 needle hole, for needle sizes 5 to 7, in gauges from $\frac{1}{8}$ to $\frac{3}{16}$ in., in steps of $\frac{1}{32}$ in., for 211732 and 211733	\$1 25
211858	12121	Throat Plate, 50 needle hole, needles $\frac{3}{16}$ in. apart, for needle sizes 3 to 5, in gauges $\frac{1}{8}$, $\frac{3}{16}$ and $\frac{1}{4}$ in., for 211006	1 50
223002	12121	Throat Plate, 50 needle hole, needles $\frac{3}{16}$ in. apart, for needle sizes 3 to 5, in gauges $\frac{1}{8}$, $\frac{3}{16}$ and $\frac{1}{4}$ in., for 211006	1 50
211860	12121	Throat Plate, 50 needle hole, for needle sizes 3 to 5, in gauges $\frac{1}{8}$ and $\frac{3}{16}$ in., for 211714	1 25
211861	12121	Throat Plate, 50 needle hole, for needle sizes 3 to 5, in gauges from $\frac{1}{8}$ to $\frac{3}{16}$ in., in steps of $\frac{1}{32}$ in., for 211725	1 25
211867	12122	Throat Plate, 50 needle hole, for needle sizes 3 to 5, in gauges from $\frac{1}{8}$ to $\frac{3}{16}$ in., in steps of $\frac{1}{32}$ in., for 211869	1 25
211868	12122	Throat Plate, 46 needle hole, for needle sizes 5 to 7, in gauges from $\frac{1}{8}$ to $\frac{3}{16}$ in., in steps of $\frac{1}{32}$ in., for 211869	1 25
211871	12123	Throat Plate, 40 needle hole, for needle sizes 7 to 9, in gauges from $\frac{1}{4}$ to $\frac{1}{2}$ in., in steps of $\frac{1}{16}$ in., for 211873	1 25
211872	12123	Throat Plate, 46 needle hole, for needle sizes 5 to 7, in gauges from $\frac{1}{8}$ to $\frac{3}{16}$ in., in steps of $\frac{1}{32}$ in., for 211873	1 25
211912	12122	Throat Plate, 40 needle hole, for needle sizes 7 to 9, in gauges from $\frac{1}{4}$ to $\frac{1}{2}$ in., in steps of $\frac{1}{16}$ in., for 211865 and 211866	1 25
211981	12121	Throat Plate, 53 needle hole, for needle sizes 1 to 3 $\frac{1}{2}$, in gauges $\frac{1}{16}$, $\frac{3}{32}$ and $\frac{1}{8}$ in., for 211714	1 25
211989	12121	Throat Plate, 60 needle hole, for needle sizes 0 to 1, in gauges $\frac{1}{16}$, $\frac{3}{32}$ and $\frac{1}{8}$ in., for 211714	1 25
230971	11905	Throat Plate, 50 needle hole, for needle sizes 3 to 5, in gauges $\frac{1}{8}$, $\frac{3}{16}$, $\frac{1}{4}$, $\frac{5}{16}$ and $\frac{3}{8}$ in., for 230983	1 25
221343	11905	<i>Throat Plate for 230983</i>	1 25

Throat Plates

No.	Plate	Name	Each
FOR MACHINES NOS. 24 W 10 AND 24 W 109 Adapted for Hook Saddle complete, No. 203519.			
212051	12136	Throat Plate, 50 needle hole, for needle sizes 3 to 5, in gauges $\frac{1}{8}$ and $\frac{3}{16}$ in., for 211714	\$ 1 25
212052	12136	Throat Plate, 46 needle hole, for needle sizes 5 to 7, in gauges $\frac{1}{8}$ and $\frac{3}{16}$ in., for 211714	1 25
212053	12136	Throat Plate, 50 needle hole, for needle sizes 3 to 5, in gauges from $\frac{1}{8}$ to $\frac{3}{16}$ in., in steps of $\frac{1}{32}$ in., for 211732 and 211733	1 25
212054	12136	Throat Plate, 46 needle hole, for needle sizes 5 to 7, in gauges from $\frac{1}{8}$ to $\frac{3}{16}$ in., in steps of $\frac{1}{32}$ in., for 211732 and 211733	1 25
212061	12136	Throat Plate, 50 needle hole, for needle sizes 3 to 5, in gauges from $\frac{1}{8}$ to $\frac{3}{16}$ in., in steps of $\frac{1}{32}$ in., for 211865 and 211866	1 25
212062	12136	Throat Plate, 46 needle hole, for needle sizes 5 to 7, in gauges from $\frac{1}{8}$ to $\frac{3}{16}$ in., in steps of $\frac{1}{32}$ in., for 211865 and 211866	1 25
212063	12136	Throat Plate, 40 needle hole, for needle sizes 7 to 9, in gauges from $\frac{1}{4}$ to $\frac{1}{2}$ in., in steps of $\frac{1}{16}$ in., for 211865 and 211866	1 25
212064	12136	Throat Plate, 50 needle hole, for needle sizes 3 to 5, in gauges from $\frac{1}{8}$ to $\frac{3}{16}$ in., in steps of $\frac{1}{32}$ in., for 211761 and 211762	1 25

From the library of: Diamond Needle Corp

Throat Plates

No.	Plate	Name	Ea
212065	12136	Throat Plate, 46 needle hole, for needle sizes 5 to 7, in gauges from $\frac{1}{2}$ to $\frac{5}{8}$ in., in steps of $\frac{1}{32}$ in., for 211761 and 211762	\$1
212066	12136	Throat Plate, 40 needle hole, for needle sizes 7 to 9, in gauges from $\frac{1}{2}$ to $\frac{5}{8}$ in., in steps of $\frac{1}{32}$ in., for 211761 and 211762	1
212067	11905	Throat Plate, 50 needle hole, for needle sizes 3 to 5, in gauges $\frac{3}{8}$, $\frac{13}{32}$, $\frac{3}{4}$, $\frac{31}{32}$ and $\frac{15}{16}$ in., for 211765 and 211766	1 1
212068	11905	Throat Plate, 46 needle hole, for needle sizes 5 to 7, in gauges $\frac{3}{8}$, $\frac{13}{32}$, $\frac{3}{4}$, $\frac{31}{32}$ and $\frac{15}{16}$ in., for 211765 and 211766	1 1
212069	11905	Throat Plate, 40 needle hole, for needle sizes 7 to 9, in gauges $\frac{3}{8}$, $\frac{13}{32}$, $\frac{3}{4}$, $\frac{31}{32}$ and $\frac{15}{16}$ in., for 211765 and 211766	1 2
212090	11905	Throat Plate, 53 needle hole, for needle sizes 1 to $\frac{31}{32}$ in gauges $\frac{1}{8}$, $\frac{5}{16}$ and $\frac{3}{8}$ in., for 211714	1 2

LAP SEAM FELLERS

Note: In ordering Lap Seam Fellers, give letter which refers to material to be used, in addition to the number.

- F Silks, fine muslins, etc., where there are no seams.
- L Fine shirts, underwear, corsets, etc.
- M General shirt and corset work, etc.
- MH Heavy corset and other medium heavy material.
- H Heavy shirt work, light overalls, etc.
- XH Overall and duck work.
- XXH Heavy duck and canvas work.
- XXXH Horse blankets, etc.
- XXXXH Extra heavy material with seams.

No.	Plate	Name	Each
230035	11846	Lap Seam Feller on Shank (left hand). For corsets. Has a Separator which prevents the "turned in" edges from overlapping. For $\frac{5}{8}$ to $\frac{3}{4}$ in. gauge machines. For L, M or MH material. Has no yielding spring	\$ 3 40
230036	11846	Lap Seam Feller on Shank (right hand). For corsets. Has a Separator which prevents the "turned in" edges from overlapping. For $\frac{5}{8}$ to $\frac{3}{4}$ in. gauge machines. For L, M or MH material. Has no yielding spring	3 40
230037	11847	Lap Seam Feller on Shank (left hand). For corsets. Made extra short for small curves. Has a Separator which prevents the "turned in" edges from overlapping. For $\frac{5}{8}$ to $\frac{3}{4}$ in. gauge machines. For L, M or MH material. Has no yielding spring	3 40
230038	11847	Lap Seam Feller on Shank (right hand). For corsets. Made extra short for small curves. Has a Separator which prevents the "turned in" edges from overlapping. For $\frac{5}{8}$ to $\frac{3}{4}$ in. gauge machines. For L, M or MH material. Has no yielding spring	3 40
230039	11817	Lap Seam Feller on Shank (left hand), for $\frac{1}{8}$ to $\frac{5}{16}$ in. gauge machines. For F, L or M material. Has no yielding spring	3 40

No.	Plate	Name	E _c
230040	11848	Lap Seam Feller on Shank (right hand), for $\frac{1}{16}$ to $\frac{1}{8}$ in. gauge machines. For P, L or M material. Has no yielding spring	3
230041	11848	Lap Seam Feller on Shank (left hand), for $\frac{1}{16}$ to $\frac{1}{8}$ in. gauge machines. For P, L, M or MH material. Has no yielding spring	3
230042	11848	Lap Seam Feller on Shank (right hand), for $\frac{1}{16}$ to $\frac{1}{8}$ in. gauge machines. For P, L, M or MH material. Has no yielding spring	3
230043	11846	Lap Seam Feller on Shank (right hand), for $\frac{1}{4}$ to $\frac{3}{8}$ in. gauge machines. For H, XII, XXII or XXXII material. Has no yielding spring	3
230044	11849	Lap Seam Feller on Shank (left hand), for $\frac{1}{4}$ to $\frac{3}{8}$ in. gauge machines. For H, XII, XXII or XXXII material. Has no yielding spring	3 4
230045	11849	Lap Seam Feller on Shank (left hand), for $\frac{1}{16}$ and $\frac{1}{8}$ in. gauge machines. For M, MH, H, XII, XXII, XXXII or XXXXII material. Has no yielding spring	3 4
230046	11850	Lap Seam Feller on Shank (right hand), for $\frac{1}{16}$ and $\frac{1}{8}$ in. gauge machines. For M, MH, H, XII, XXII, XXXII or XXXXII material. Has no yielding spring	3 4
230047	11851	Lap Seam Feller on Shank (left hand). For general work. For $\frac{1}{16}$ to $\frac{3}{8}$ in. gauge machines. For P, L, M, MH or H material. Has no yielding spring.	3 40
230048	11851	Lap Seam Feller on Shank (right hand). For general work. For $\frac{1}{16}$ to $\frac{3}{8}$ in. gauge machines. For P, L, M, MH or H material. Has no yielding spring.	3 40
230049	11850	Lap Seam Feller on Shank (left hand). Made short for felling curves. For $\frac{1}{16}$ to $\frac{1}{8}$ in. gauge machines. For P, L, M, MH or H material. Has yielding spring	3 40
230050	11852	Lap Seam Feller on Shank (right hand). Made short for felling curves. For $\frac{1}{16}$ to $\frac{1}{8}$ in. gauge machines. For P, L, M, MH or H material. Has yielding spring	3 40
230055	11851	Lap Seam Feller on Shank (left hand). For general work. For $\frac{1}{4}$ to $\frac{3}{8}$ in. gauge machines. For XII, XXII or XXXII material. Has yielding spring	3 40

No.	Plate	Name	Each
230056	11852	Lap Seam Feller on Shank (right hand). For general work. For $\frac{1}{4}$ to $\frac{3}{8}$ in. gauge machines. For XII, XXII or XXXII material. Has yielding spring	3 40

SWING LAP SEAM FELLER

230078	11853	Lap Seam Feller on Shank (left hand), for $\frac{1}{16}$ to $\frac{1}{8}$ in. gauge machines. For P, L, M, MH or H material. Has yielding spring	3 40
230079	11853	Lap Seam Feller on Shank (right hand), for $\frac{1}{16}$ to $\frac{1}{8}$ in. gauge machines. For P, L, M, MH or H material. Has yielding spring	3 40

Note: To be used on Lap Seam Feller Base Plate No. 226187.

226187	11910	Lap Seam Feller Base Plate with 225706	60
225706	11853	" " " " " Position Pin	0
200246a	11853	" " " " " Screw	0
201525e	12310	" " " " " Nut.	0
225708e	11853	" " " " " Spring	10
226663	11853	" " " " " Clamp Washer	0
200160g	11853	" " " " " Screw	0

LAP SEAM GUIDE

230086	11860	Lap Seam Guide, for $\frac{1}{16}$ to $\frac{3}{8}$ in. gauge Machines, for L, M, MH, H, XII, XXII, XXXII or XXXXII material	2 40
--------	-------	--	------

Note: State gauge of Machine, weight of material to be used and if seams are to be crossed.

PRESSER FOLDERS

No.	Plate	Name	Eac
230129	11860	Strip Presser Foot, in gauges from $\frac{1}{4}$ to $\frac{3}{4}$ in., in steps of $\frac{1}{32}$ in., folds and lays a strip	3 5
230137	11860	Strip Presser Foot, in gauges from $\frac{1}{4}$ to $\frac{3}{4}$ in., in steps of $\frac{1}{32}$ in., folds and lays a strip and inserts a puckering string at one operation	3 5
230138	11860	Strip Presser Foot, in gauges from $\frac{1}{4}$ to $\frac{3}{4}$ in., in steps of $\frac{1}{32}$ in., folds and lays a strip	3 5

SHIRT FACING FOLDERS

230020	11910	Shirt Facing Folder (upper) with 230026, folds both edges of the upper strip under	4 75
231281	11910	Shirt Facing Folder (upper) with Interlining Guide, folds both edges of the upper strip under	5 75
230016	14530	Shirt Facing Folder Arm Bracket with 200174b, 200336b and 201537e	1 00
200157b	12338	Shirt Facing Folder Arm Bracket Screw	05
201539e	11903	" " " " " "	04
*230026	---	Shirt Facing Folder Bracket	---
230017	14530	" " " " Lever, for folds from $\frac{3}{4}$ to $1\frac{1}{2}$ inch	75
230024	14530	Shirt Facing Folder Bracket Lever, for folds from 1 to $1\frac{1}{2}$ inch	75
230025	14530	Shirt Facing Folder Bracket Lever, for folds from $1\frac{1}{2}$ to $2\frac{1}{2}$ inch	75
230102	11910	Shirt Facing Folder Bracket Lever, for folds from $2\frac{3}{4}$ in., or over	75

Shirt Facing Folders

81

No.	Plate	Name	Each
30236b	14530	Shirt Facing Folder Bracket Lever Adjusting Screw	\$ 04
01537e	12319	Shirt Facing Folder Bracket Lever Adjusting Screw Nut	03
00268b	14530	Shirt Facing Folder Bracket Lever Hinge Screw	10
01531e	12308	Shirt Facing Folder Bracket Lever Hinge Screw Nut	03
26467	14530	Shirt Facing Folder Bracket Lever Hinge Screw Spring Washer	05
00171b	14530	Shirt Facing Folder Bracket Lever Stop Screw	02
00161b	14530	Shirt Facing Folder Bracket Screw	02
230018	11910	Strip Folder (lower) with 230029, folds both edges of the under strip over	4 50
230021	11910	Strip Folder (lower) with 230031 and 230032, folds both edges of the under strip over	5 00
230031	---	Strip Folder Cloth Guide	---
230032	---	" " Shank	---
230029	---	" " "	---
231241	11910	Shirt Facing Folder Arm Bracket complete, Nos. 200268b, 201531e, 226467, 230016, 230017, two each 200157b, 200161b and 201539e	2 25
231242	---	Shirt Facing Folder Arm Bracket complete, Nos. 200268b, 201531e, 226467, 230016, 230024, two each 200157b, 200161b and 201539e	2 25
231243	---	Shirt Facing Folder Arm Bracket complete, Nos. 200268b, 201531e, 226467, 230016, 230025, two each 200157b, 200161b and 201539e	2 25
231256	---	Shirt Facing Folder Arm Bracket complete, Nos. 200268b, 201531e, 226467, 230016, 230102, two each 200157b, 200161b and 201539e	2 25
231282	---	Shirt Facing Folder and Bracket complete, for folds from $\frac{3}{4}$ to $3\frac{1}{2}$ in., Nos. 230018, 230020 and 231241	11 50
231283	---	Shirt Facing Folder and Bracket complete, for folds from 1 to $1\frac{1}{2}$ in., Nos. 230018, 230020 and 231242	11 50
231284	---	Shirt Facing Folder and Bracket complete, for folds from $1\frac{1}{2}$ to $2\frac{1}{2}$ in., Nos. 230018, 230020 and 231243	11 50
231285	---	Shirt Facing Folder and Bracket complete, for folds $2\frac{1}{2}$ in. and wider, Nos. 230018, 230020 and 231256	11 50

From the library of: Diamond Needle Corp

No.	Plate	Name	Eac
231286	---	Shirt Facing Folder and Bracket complete, for folds from $\frac{3}{4}$ to $\frac{3}{16}$ in., Nos. 230018, 231241 and 231281	\$12 5
231287	---	Shirt Facing Folder and Bracket complete, for folds from 1 to $1\frac{1}{16}$ in., Nos. 230018, 231242 and 231281	12 5
231288	---	Shirt Facing Folder and Bracket complete, for folds from $1\frac{1}{16}$ to $2\frac{1}{16}$ in., Nos. 230018, 231243 and 231281	12 5
231289	---	Shirt Facing Folder and Bracket complete, for folds $2\frac{1}{16}$ in. and wider, Nos. 230018, 231256 and 231281	12 5
231290	---	Shirt Facing Folder and Bracket complete, for folds from $\frac{3}{4}$ to $\frac{3}{16}$ in., Nos. 230021, 231241 and 231281	13 00
231291	---	Shirt Facing Folder and Bracket complete, for folds from 1 to $1\frac{1}{16}$ in., Nos. 230021, 231242 and 231281	13 00
231292	---	Shirt Facing Folder and Bracket complete, for folds from $1\frac{1}{16}$ to $2\frac{1}{16}$ in., Nos. 230021, 231243 and 231281	13 00
231293	---	Shirt Facing Folder and Bracket complete, for folds $2\frac{1}{16}$ in. and wider, Nos. 230021, 231256 and 231281	13 00

STRIP REELS

Suspended under the Bench with Latch which permits the Reels to be brought forward for placing the Roll of Strip into position.

No.	Plate	Name	Each
226198	---	Strip Reel Disc (9 in. diam.), with 225980 and three 225667 225667	\$ 30
225980	---	Strip Reel Disc Base	10
225667	11862	" " " " Rivet	01
227204	11863	" " " " Rod	10
227205	11862	" " " " Clamp with two 200530c	20
200530c	12321	Strip Reel Disc Rod Clamp Set Screw	95
227116	11862	" " " " Collar	06
227210	11862	" " " " " 227116 with 200731e and 227327	20
200731e	11862	Strip Reel Disc Rod Collar Wing Screw	12
227327	11862	" " " " Tension Spring (spiral)	02
227214	11863	Strip Reel Supporting Rod	25
227215	11863	" " " " Bracket (right), with two wood screws 1 in. No. 13	10
227203	11863	Strip Reel Supporting Rod Latch Bracket with two wood screws 1 in. No. 13....	15
227223	11862	Strip Reel Supporting Rod Latch Bracket Spring (spiral)	05
227224	11862	Strip Reel Supporting Rod Latch Bracket Spring Collar with 200380c	10
200380c	11862	Strip Reel Supporting Rod Latch Bracket Spring Collar Set Screw	02
200530c	12321	Strip Reel Supporting Rod Set Screw..	05
227207	11863	Strip Reel complete, Nos. 227203 to 227205, 227214, 227215, 227223, 227224, two 227210 and four 226198.....	2 50

STRIP REELS

Attached to the Top of the Arm.

226199	---	Strip Reel Disc (6 in. diam.), with 225980 and three 225667 225667	25
226198	---	Strip Reel Disc (9 in. diam.), with 225980 and three 225667 225667	30
225980	---	Strip Reel Disc Base	10
225667	11862	" " " " Rivet	01

From the library of: Diamond Needle Corp

No.	Plate	Name	Each
227113	11863	Strip Reel Disc Rod (lower) with Strip Guide	\$ 2
227115	11863	Strip Reel Disc Rod (upper) with Strip Guide	2
227116	11862	Strip Reel Disc Rod Collar	0
227210	11862	" " " " " 227116 with 200731e and 227327	2
200731e	11862	Strip Reel Disc Rod Collar Wing Screw	1
200530c	12321	" " " " " Set Screw	0
227327	11862	" " " " " Tension Spring (spiral)	0
227108	11863	Strip Reel Support with two 200530c	60
200017e	11862	" " " " " Screw	0
227212	11863	Double Strip Reel complete, Nos. 200017e, 227108, 227113, 227115, two each 226198, 226199 and 227210	2 50

UNDER DRIVER

Ball Bearing, Right Hand, Round Belt, Two Speed.

No.	Plate	Name	Each
202457	---	Cone Pulley (grooved), two speed, 3 $\frac{1}{2}$ in. and 4 $\frac{1}{2}$ in. belt diam., with 227553, for 227738	\$ 1 35
227370	11126	Cone Pulley (grooved), two speed, 4 $\frac{1}{2}$ in. and 5 $\frac{1}{2}$ in. belt diam., with 227553, for 227740	1 35
25362	12321	Cone Pulley Ball, size $\frac{3}{8}$ inch	02
204100	12321	" " " " " Bearing Cup	12
204101	12321	" " " " " Cap	02
204102	12321	" " " " " Retaining Spring	05
227553	12322	Cone Pulley Ball Cup complete, Nos. 204100 to 204102 and thirteen 25362 ..	45
202459	11126	Driving Pulley, 7 $\frac{1}{2}$ in. diam., with 202460 and 204105	75
202460	11126	Driving Pulley Friction Ring (leather) ..	05
204105	12321	" " " " " Stop Pin	01
227743	---	" " " " " Shaft (hollow) with 204109, 204110, 204112 and two 204111	60
202461	11126	Driving Pulley Shaft 227743 with 204107, 204108 and eleven 25303	1 60
25303	12321	Driving Pulley Shaft Ball, size $\frac{1}{2}$ inch	03
204107	12321	" " " " " Cup	10
204108	12321	" " " " " Cap	02
204109	---	" " " " " Oil Plug	01
204110	---	" " " " " Oiling Leather	02
204111	---	" " " " " " Pin (leather)	01
204112	12322	Driving Pulley Shaft Oiling Wick	01
200524c	12321	" " " " " Set Screw	06
204113	12321	" " " " " Thimble	10
227734	11126	Frame with 200524c	80
202463	11126	Lever (compression) with 204117, two each 200524c and 202845	45
227735	11126	Lever Brake with 200524c, 204122 and two 200374c	35
227736	11126	Lever Brake 227735 with 200082b and 227737	60
227737	11126	Lever Brake Bell Guard	20
200082b	12321	" " " " " Screw	03
204122	12322	" " " " " Leather	05
200374c	12321	" " " " " Set Screw	02
200524c	12321	" " " " " Set Screw	06

From the library of: Diamond Needle Corp

No.	Plate	Name	Ea
204123	12322	Lever Brake Spring	\$
204117	12321	" Compression Plate	
202845	12321	" " " Rivet	
202464	11126	" " Shaft with 202302	
202302	12321	" " " Cotter Pin	
200524c	12321	" " " Set Screw	
27070	11126	Shaft Pulley (sectional, grooved), 10 in. diam., $1\frac{1}{8}$ in. bore, with two 597c....	
597c	11862	Shaft Pulley Clamping Screw	
227976	11126	Treadle with 200540b	
227977	11126	" 227976 with 227978	
227978	11126	" Adjustable Connecting Slide	
200540d	11862	" " " " " Set Screw	
202468	11126	Treadle Pitman Rod (lower or upper)..	
204126	12321	" " " Clamp with two 200530c	
200530c	12321	Treadle Pitman Rod Clamp Set Screw..	
227980	11126	Treadle Pitman complete, Nos. 204126 and two 202468	
204127	11126	Treadle Stand (left) with two wood screws 1 in. No. 13	
204128	11126	Treadle Stand (right) with two wood screws 1 in. No. 13	
227981	---	Treadle and Stand complete, Nos. 204127, 204128 and 227977	
227982	---	Treadle and Pitman complete, Nos. 227980 and 227981	
227738	---	Transmitter complete, Nos. 202457, 202459, 202461, 202463, 202464, 204113, 204123, 227734, 227736 and three wood screws $1\frac{1}{4}$ in. No. 15, for 227984	3 00
227740	---	Transmitter complete, Nos. 202459, 202461, 202463, 202464, 204113, 204123, 227370, 227734, 227736 and three wood screws $1\frac{1}{4}$ in. No. 15, for 227985	3 00
227984	---	Under Driver (ball bearing) lever pressure, right hand, two speed complete, Nos. 27070, 227738 and 227982, for Machines Nos. 24 w 1, 24 w 4, 24 w 10, 24 w 105, 24 w 106 and 24 w 109	4 00
227985	---	Under Driver (ball bearing) lever pressure, right hand, two speed complete, Nos. 27070, 227740 and 227982, for Machines Nos. 24 w 5, 24 w 6, 24 w 107 and 24 w 108	4 00

OBSOLETE PARTS

No.	Plate	Name	Each
213605	---	Feed Driving Cam Fork Lever Slide Block	\$ —
213604	---	Feed Driving Cam Fork Lever Slide Block with 200116c	—
213606	13041	Feed Driving Cam Fork Lever Slide Block 213604 with 213605	30
203250	11911	Hook Driving Shaft Collar with two 200393	20
204870	11901	Needle Bar (hollow)	80
203697	11911	Needle Holder, needles $\frac{3}{16}$ in. apart and must be set diagonally, in gauges $\frac{1}{16}$, $\frac{3}{16}$ and $\frac{1}{4}$ in., with 200068n and two 200141r	1 00
203701	11911	Needle Holder, needles $\frac{3}{16}$ in. apart and must be set diagonally, in gauges $\frac{1}{16}$, $\frac{3}{16}$ and $\frac{1}{4}$ in., with 200068n and two 200141r	1 25
203702	11911	Needle Holder, needles $\frac{1}{4}$ in. apart and must be set diagonally, in gauges $\frac{1}{16}$, $\frac{3}{16}$ and $\frac{1}{2}$ in., with 200068n and two 200141r	1 25
203703	11911	Needle Holder, in gauges $\frac{3}{16}$, $\frac{1}{4}$ and $\frac{5}{16}$ in., with 200068n and two 200141r	1 00
203704	11911	Needle Holder, in gauges from $\frac{1}{16}$ to $\frac{1}{2}$ in., in steps of $\frac{1}{32}$ in., with 200068n and two 200141r	1 25
203705	11911	Needle Holder, in gauges from $\frac{1}{16}$ to $\frac{1}{4}$ in., in steps of $\frac{1}{32}$ in., with 200068n and two 200141r	1 50
203711	11911	Needle Holder, in gauges from $\frac{3}{16}$ to $\frac{1}{2}$ in., in steps of $\frac{1}{32}$ in., with 200068n and two 200141r	1 50
203713	11911	Needle Holder, in gauges from $\frac{3}{16}$ to $\frac{1}{2}$ in., in steps of $\frac{1}{32}$ in., with 200068n and two 200141r	1 50
203714	11911	Needle Holder, in gauges $\frac{3}{16}$, $\frac{1}{4}$ and $\frac{5}{16}$ in., with 200068n and two 200141r	1 00
		Nos. 212055 to 212060, for Machines Nos. 24 w 1, 24 w 4 to 24 w 6 and 24 w 105 to 24 w 108.	
212055	12136	Throat Plate, 50 needle hole, for needle sizes 3 to 5, in gauges from $\frac{1}{16}$ to $\frac{1}{8}$ in., in steps of $\frac{1}{32}$ in., for 211873	1 25
212056	12136	Throat Plate, 46 needle hole, for needle sizes 5 to 7, in gauges from $\frac{1}{16}$ to $\frac{1}{8}$ in., in steps of $\frac{1}{32}$ in., for 211873	1 25

From the library of: Diamond Needle Corp

Obsolete Parts

No.	Plate	Name	Ea.
212057	12136	Throat Plate, 40 needle hole, for needle sizes 7 to 9, in gauges from $\frac{7}{32}$ to $\frac{9}{32}$ in., in steps of $\frac{1}{32}$ in., for 211873	\$ 1 1
212058	12136	Throat Plate, 50 needle hole, for needle sizes 3 to 5, in gauges from $\frac{3}{16}$ to $\frac{5}{16}$ in., in steps of $\frac{1}{16}$ in., for 211869	1 1
212059	12136	Throat Plate, 46 needle hole, for needle sizes 5 to 7, in gauges from $\frac{5}{16}$ to $\frac{7}{16}$ in., in steps of $\frac{1}{16}$ in., for 211869	1 2
212060	12136	Throat Plate, 40 needle hole, for needle sizes 7 to 9, in gauges from $\frac{7}{32}$ to $\frac{9}{32}$ in., in steps of $\frac{1}{32}$ in., for 211869	1 2
215612	-----	Vibrating Presser Bar	4
204489	13041	" " " 215612 with 204493 and two 200138b, for Machines Nos. 24 w 5, 24 w 6, 24 w 107 and 24 w 108	60
215628	-----	Vibrating Presser Bar	4
204488	13041	" " " 215628 with 204493 and two 200138b, for Machines Nos. 24 w 5, 24 w 6, 24 w 107 and 24 w 108	60
204492	13041	Vibrating Presser Bar Position Guide, for Machines Nos. 24 w 5, 24 w 6, 24 w 107 and 24 w 108	30

NUMERICAL LIST OF PARTS

NUMERICAL LIST OF PARTS

No.	Plate	Name	Each
597c	11862	Under Driver Shaft Pulley Clamping Screw, for 27070	\$ 08
25303	12321	Under Driver Driving Pulley Shaft Ball, size $\frac{1}{4}$ in., for 202461	03
25362	12321	Under Driver Cone Pulley Ball, size $\frac{3}{16}$ in., for 227553	02
27070	11126	Under Driver Shaft Pulley (sectional grooved), 10 in. diam., $1\frac{1}{8}$ in. bore, with two 597c, for 227984 and 227985	15
41400	12345	Machine Rest Pin (wood)	04
200002E	12310	Feed Driving Cam Fork Lever Connection Hinge Screw, for 206551 and 206555	07
200006E	12307	Hook Saddle Screw	07
200011E	12319	Bobbin Winder Spool Holder Tension Disc Screw, for 202485	05
200017E	11862	Strip Reel Support Screw, for 227212....	06
200027E	12310	Feed Lifting Cam Fork Pinch Screw, for 204202	04
200031E	12311	Feed Driving Cam Fork Lever Connection Clamp Pinch Screw, for 204194..	04
200042E	12311	Take-up Lever Bearing Screw, for 204554	05
200043E	12311	Feed Driving Cam Fork Lever Shaft Sleeve Set Screw	04
200043E	12311	Feed Driving Rock Shaft Center Set Screw	04
200043E	12311	Feed Lifting Rock Shaft Center Set Screw	04
200045E	12310	Feed Lifting Cam Screw, for 213154....	03
200053E	12311	Face Plate Screw	04
200053E	12311	Vibrating Presser Bar Position Stop Screw	04
200054E	12307	Arm Shaft Connection Screw, for 204110	03
200056E	12319	Bobbin Winder Stop Latch Screw, for 227523	03
200062E	12311	Balance Wheel Adjusting Screw	07
200066E	11235	Bobbin Case Lever Fulcrum Screw, for 203508	03
200072E	12308	Needle Bar Connecting Stud Pinch Screw, for 204249	03
200074E	12308	Lifting Presser Foot Screw	03
200074E	12308	Presser Foot Screw, for 204251	03
200075E	11902	Feed Dog Support Screw	02

200002E
 200006E
 200011E
 200017E
 200027E
 200031E
 200042E
 200043E
 200043E
 200043E
 200045E
 200053E
 200053E
 200054E
 200056E
 200062E
 200066E
 200072E
 200074E
 200074E
 200075E

Numerical List of Parts

No.	Plate	Name	Eac
200078F	12307	Feed Regulating Handle Shaft Crank Set Screw, for 204214	\$ 0
200082D	12321	Under Driver Lever Brake Belt Guard Screw, for 227736	0
200086C	12308	Lifting Lever Stud Lifting Bracket Pinch Screw, for 204480	0
200086C	12308	Presser Bar Lifting Bracket Pinch Screw, for 204253	0
200098E	12307	Feed Regulating Handle Adjustable Stop Screw, for 204207	0
200098E	12307	Vibrating Presser Foot Screw	0
200106E	12311	Feed Dog Screw	0
200113E	12308	Driving Cam Fork Lever Shaft Collar Set Screw, for 204197	0
200122H	10483	Lifting Lever Driving Crank Link Stop Screw, for 204175	0
200135C	12309	Thread Controller Spring Stop Screw, for 204874	0
200138D	11902	Vibrating Presser Bar Spring Screw, for 204488, 204489 and 206659	0
200141E	11903	Needle Set Screw, for 203697, 203701 to 203705, 203711, 203713, 203714, 231383, 231385, 231388 and 231389	02
200157B	12338	Attachment Screw	02
200157B	12338	Shirt Facing Folder Arm Bracket Screw, for 231241 to 231243 and 231256	32
200160B	11853	Lap Seam Feller Clamp Washer Screw	0
200161E	12319	Bobbin Winder Frame Spring Screw, for 227523	04
200161D	12319	Throat Plate Clamp Screw	04
200164B	14530	Shirt Facing Folder Bracket Screw, for 231241 to 231243 and 231256	02
200174D	14530	Shirt Facing Folder Bracket Lever Stop Screw, for 230016	02
200181D	10483	Lifting Lever Stop Screw, for 204480	03
200188C	10483	Needle Bar Connecting Link Pinch Screw, for 204481	02
200214E	12310	Feed Bar Hinge Screw, for 203309	12
200221E	12319	Bobbin Winder Frame Hinge Screw for 227523	12
200224H	12306	Knee Lifter Connection Lever Hinge Screw, for 227311 and 227312	12
200243E	12310	Feed Lifting Rock Shaft Slide Block Hinge Screw, for 203238	08
200246B	11853	Lap Seam Feller Base Plate Screw	08
200262H	12306	Knee Lifter Lifting Lever Hinge Screw, for 227311 and 227312	10
200268B	14530	Shirt Facing Folder Bracket Lever Hinge Screw, for 231241 to 231243 and 231256	10

Numerical List of Parts

No.	Plate	Name	Each
200271E	12311	Feed Regulating Handle Shaft Crank Link Hinge Screw (lower)	\$ 05
200278H	12311	Arm Cap Screw	05
200291E	12307	Feed Regulating Handle Shaft Crank Link Hinge Screw (upper), for 204214	05
200299H	12319	Bobbin Winder Stop Latch Thumb Lever Hinge Screw, for 227523	05
200299H	12319	Bobbin Winder Stop Latch Thumb Lever Joint Screw, for 227523	05
200299H	12319	Bobbin Winder Stop Latch Trip Lever Hinge Screw, for 227523	05
200300C	12309	Thread Controller Roller Screw, for 205987	04
200309E	12309	Tension Release Lever Screw, for 204874 and 213747	04
200319C	12309	Thread Controller Spring Stop Driving Gear Hinge Screw, for 204874	04
200328C	12311	Balance Wheel Position Screw, for 204805	04
200335C	12311	Balance Wheel Set Screw, for 204805	04
200335C	12311	Take-up Cam Set Screw, for 212920	04
200336D	14530	Shirt Facing Folder Bracket Lever Adjusting Screw, for 230016	04
200347C	12321	Take-up Cam Set Screw, for 213925	03
200355H	12319	Bobbin Winder Spool Holder Tension Disc Screw Set Screw, for 202480	03
200362C	12311	Feed Regulating Handle Shaft Sleeve Set Screw	03
200362C	12311	Hook Counter Shaft Driving Gear Set Screw, for 203245	03
200362C	12311	Hook Driving Shaft Bushing Set Screw, for 214055 and 214056	03
200362C	12311	Presser Bar Lifting Bracket Position Guide Set Screw	03
200363C	12338	Thread Unwinder Thread Eyelet Rod Set Screw, for 202488	03
200366H	11902	Thread Controller Spring Stud Set Screw, for 204533 and 213746	02
200368H	12309	Thread Retainer Stud Set Screw, for 204533 and 213746	02
200374C	12321	Under Driver Lever Brake Leather Set Screw, for 227735	02
200380C	12319	Bobbin Winder Pulley Set Screw, for 202473	02
200380C	11862	Strip Reel Supporting Rod Latch Bracket Spring Collar Set Screw, for 227221	02
200382C	11902	Feed Driving Cam Set Screw, for 203233	02
200383C	12311	Feed Driving Rock Shaft Crank Set Screw, for 204200	02
200383C	12311	Hook Bevel Pinion Set Screw, for 203242	02

No.	Plate	Name	Eac
200383c	12311	Hook Counter Shaft Gear Set Screw, for 203246	\$ 0
200383c	12311	Take-up Cam Position Screw Check Screw, for 203268 and 213925	0
200383c	12311	Thread Unwinder Spool Rest Rod Set Screw, for 202190	0
200383c	12311	Thread Unwinder Spool Rest Set Screw, for 202488	0
200387c	11902	Lifting Lever Driving Crank Position Screw Set Screw, for 213925	0
200393c	12308	Hook Counter Shaft Collar Set Screw, for 203244	0
200393c	12308	Hook Driving Shaft Collar Set Screw, for 203250 and 213141	0
200397H	12309	Face Plate Thread Guide Set Screw, for 204533 and 213746	02
200397H	12309	Tension Stud Set Screw, for 204533 and 213746	02
200400c	11902	Lifting Lever Driving Crank Position Screw, for 213925	04
200430c	12311	Take-up Cam Position Screw, for 212920 and 213925	08
200437c	12311	Feed Driving Cam Position Screw, for 203233	06
200439c	12311	Arm Shaft Bushing Position Screw, for 204412, 204413, 204417 and 204421	05
200439c	12311	Hook Counter Shaft Driving Gear Position Screw, for 203245	05
200491B	12305	Presser Bar Thumb Screw (pressure regulating)	25
200503B	12310	Needle Bar Screw Bushing (upper)	05
200504E	12310	" " " " (lower)	05
200504E	12310	Presser Bar Screw Bushing (lower)	05
200516E	12311	Hook Driving Shaft Bearing Screw, for 214055 and 214056	08
200522c	12319	Knee Lifter Rock Lever Knee Plate Arm Set Screw, for 227781	06
200524c	12321	Under Driver Driving Pulley Shaft Set Screw, for 227731	06
200524c	12321	Under Driver Lever Brake Set Screw, for 227735	06
200524c	12321	Under Driver Lever Compression Shaft Set Screw, for 202463	06
200526c	12319	Knee Lifter Rock Lever Knee Plate Set Screw, for 202453	05
200529c	12319	Knee Lifter Rock Lever Rod Set Screw, for 227781	05
200530c	12321	Strip Reel Disc Rod Clamp Set Screw, for 227205	05
200530c	12321	Strip Reel Disc Rod Set Screw, for 227108	05

No.	Plate	Name	Each
200530c	12321	Strip Reel Supporting Rod Set Screw, for 227205	\$ 05
200530c	12321	Under Driver Treadle Pitman Rod Clamp Set Screw, for 204126	05
200540B	11862	Under Driver Treadle Adjustable Connecting Slide Set Screw, for 227976 ..	10
200550c	12311	Presser Bar Lifter Hinge Screw	08
200555H	12312	Hook Bevel Gear Socket Screw, for 203308 and 203518	05
200570E	12311	Bed Hinge Connection Screw	05
200577H	12311	Thread Controller Plate Screw, for 204874 and 213747	02
200577H	12311	Throat Plate Screw	02
200581H	12309	Thread Controller Spring Guard Screw, for 205987	02
200594E	12312	Bobbin Case Tension Spring Screw, for 203209 and 203500	02
200594E	12312	Bobbin Case Thread Guide Screw, for 203209	02
200600E	12312	Hook Gib Hinge Screw, for 203240	02
200616E	12312	" " Screw, for 203240 and 203512	02
200632B	12309	Tension Stud, for 204272	20
200658c	12307	Needle Bar Connecting Link Hinge Screw Stud, for 203268	10
200668c	12310	Feed Driving Cam Fork Lever Connection Clamp Screw Stud, for 204193 ..	06
200684H	12308	Thread Controller Adjusting Collar Screw, for 204273	04
200731E	11862	Strip Reel Disc Rod Collar Wing Screw, for 227210	12
200748H	12319	Machine Clamp Screw, for 227488	10
200840E	12311	Hook Counter Shaft Oil Packing (wick) Stop Screw, for 214055 and 214056	10
200935E	11903	Vibrating Presser Bar Hinge Screw, for 208389	08
200963E	12311	Arm Screw	06
200984E	12312	Bobbin Case Tension Spring Regulating Screw, for 203209 and 203500	04
201030E	11903	Needle Holder Screw, for 231383, 231385, 231388 and 231389	02
201506B	11902	Presser Bar Thumb Screw Check Nut ..	06
201519c	12307	Needle Bar Connecting Link Hinge Screw Stud Nut, for 203268	03
201522E	12310	Feed Driving Cam Fork Lever Connection Hinge Screw Nut, for 206554 and 206555	03
201524E	12310	Feed Driving Cam Fork Lever Shaft Sleeve Set Screw Nut	03
201525E	12310	Feed Bar Hinge Screw Nut, for 203309 ..	03

No.	Plate	Name	Eac
201525E	12310	Feed Driving Cam Fork Lever Connection Clamp Screw Stud Nut, for 204193	\$ 0.
201525E	12310	Lap Seam Feller Base Plate Screw Nut	0.
201531E	12308	Feed Lifting Rock Shaft Slide Block Hinge Screw Nut, for 203238	0.
201531E	12308	Shirt Facing Folder Bracket Lever Hinge Screw Nut, for 231241 to 231243 and 231256	0.
201534E	11902	Vibrating Presser Bar Hinge Screw Nut, for 208389	0.
201535E	11902	Feed Dog Support Screw Nut	0.
201537H	12319	Bobbin Winder Stop Latch Thumb Lever Joint Screw Nut, for 227523	0.
201537R	12319	Shirt Facing Folder Bracket Lever Adjusting Screw Nut, for 230016	0.
201539E	11903	Shirt Facing Folder Arm Bracket Screw Nut, for 231241 to 231243 and 231256	0.
201572B	12309	Tension Thumb Nut, for 204272	0.
201582B	12319	Machine Clamp Screw Wing Nut, for 227488	0.
201816	12307	Take-up Lever Roller, for 204554	12
202005	12308	Arm Screw Washer	0.
202036	12310	Feed Regulating Handle Stop Pin, for 204412, 204413, 204417 and 204421	0.
*202056	12312	Bobbin Case Base Latch Pin, for 203210	—
*202056	12312	" " Latch Pin, for 203500	—
202062	12308	Throat Plate Position Pin, for 214055 and 214056	0.
202075	12309	Tension Release Plunger, for 204272	0.
202084	12309	Thread Controller Roller Guard Washer, for 205987	0.
202087	11903	Thread Controller Spring Stop, for 213746	0.
202088	10483	Thread Controller Spring Stud with 204925, for 213747	10
202090	12309	Presser Foot Hinge Pin, for 221410, 221443, 223901, 229242, 229244, 229246, 229248, 229250, 229254 and 230831	0.
202090	12309	Tension Disc Position Pin, for 204533 and 213746	0.
202091	12309	Thread Retainer Sleeve, for 204059	0.
202092	12309	" " Spring, for 204059	0.
202098	12309	" Controller Roller, for 205987	0.
202126	12308	Feed Lifting Cam Position Pin, for 203235	0.
202126	12308	Hook Driving Shaft Bearing Position Pin	0.
202203	—	Knee Lifter Rock Lever Knee Plate 202453 with 202454, for 227787	30
202248H	12307	Arm Cap Screw Washer	0.
202258	12345	Bed Hinge Connection	0.

No.	Plate	Name	Each
02276	12308	Feed Lifting Rock Shaft Slide Block, for 203238	\$ 15
02277	—	Needle Bar Connecting Stud Oil Packing (wick), for 204249	0.
02299	—	Arm Shaft Oil Packing (wick)	0.
02299	—	Hook Counter Shaft Oil Packing (wick), for 214055 and 214056	0.
02299	—	Hook Driving Shaft Bearing Oil Packing (wick), for 203248	0.
02299	—	Hook Driving Shaft Bushing Oil Packing (wick)	0.
02299	—	Hook Saddle Oil Packing (wick), for 203307	0.
202302	12321	Under Driver Lever Compression Shaft Cotter Pin, for 202464	0.
202302	12321	Knee Lifter Connection Lever Lifting Rod Cotter Pin, for 227308	0.
202305c	12307	Feed Driving Rock Shaft Center	0.
202305c	12307	" Lifting Rock Shaft Center	0.
202402	12309	Tension Disc, for 204272	0.
202407	12309	" Spring, for 204272	0.
202445	11125	Knee Lifter Connection Lever with 202446, for 227311 and 227312	0.
202446	12306	Knee Lifter Connection Lever Pin, for 202445	0.
202451	11125	Knee Lifter Rock Lever Lug with two wood screws $\frac{3}{4}$ in., No. 13n, for 227782	0.
202452	12319	Knee Lifter Rock Lever Lug Hinge Pin, for 227782	0.
202453	11125	Knee Lifter Rock Lever Knee Plate with 200526c, for 202203 and 202985	17
202454	11125	Knee Lifter Rock Lever Knee Plate Arm (long), for 202203	12
202455	11125	Knee Lifter Rock Lever Knee Plate Arm (short), for 202985	10
202457	—	Under Driver Cone Pulley (grooved), two speed, $3\frac{3}{4}$ in. and $4\frac{1}{4}$ in. belt diam., with 227553, for 227738	1 35
202459	11126	Under Driver Driving Pulley, $7\frac{1}{2}$ in. diam., with 202460 and 204105, for 227738 and 227740	75
202460	11126	Under Driver Driving Pulley Friction Ring (leather), for 202459	0.
202461	11126	Under Driver Driving Pulley Shaft 227743 with 204107, 204108 and eleven 25303, for 227738 and 227740	1 00
202463	11126	Under Driver Lever (compression) with 204117, two each 200524c and 202845, for 227738 and 227740	45

Numerical List of Parts

No.	Plate	Name	Eac
202464	11126	Under Driver Lever Compression Shaft with 202302, for 227738 and 227740....	\$ 2
202468	11126	Under Driver Treadle Pitman Rod (lower or upper), for 227980	0
		Nos. 202470 to 202474, for 227523.	
202470	12320	Bobbin Winder Base	11
202471	12320	" " Frame	11
202472	12319	" " Spring	01
202473	12320	" " Pulley with 200380c.....	20
202474	12320	" " Spindle	15
202477	12319	" " Stop Latch Thumb Lever, for 227523	15
202478	12319	Bobbin Winder Stop Latch Trip Lever, for 227523	10
		Nos. 202480 to 202483, for 202485.	
202480	12320	Bobbin Winder Spool Holder Base with 200355u and 202484	15
202481	12320	Bobbin Winder Spool Holder Base Spool Pin	05
202482	12319	Bobbin Winder Spool Holder Tension Disc (lower or upper)	02
202483	12319	Bobbin Winder Spool Holder Tension Disc Spring (brass)	01
202484	12319	Bobbin Winder Spool Holder Tension Disc Thread Guide, for 202480	01
202485	12320	Bobbin Winder Spool Holder complete, Nos. 200014e, 202480, 202481, 202483, two 202482 and one wood screw 1 in. No. 13u, for 227524	35
202486	---	Thread Unwinder Spool Pin, for 202488	03
202487	---	" " Rest, for 202488	25
		Nos. 202488 to 202492, for 202795.	
202488	10278	Thread Unwinder Spool Rest 202487 with 200363c, 200383c and two 202486	35
202489	10278	Thread Unwinder Spool Rest Rod.....	05
202490	10278	" " Stand with 200383c	20
202491	10278	Thread Unwinder Spool Washer (steel)	02
202492	10278	" " Weight with 202493	25
202493	---	Thread Unwinder Spool Weight Center with 202793 and 203163, for 202492....	10
202622	12306	Feed Regulating Handle Shaft Sleeve Washer, for 204207	01
202622	12306	Hook Saddle Screw Washer, for Machines Nos. 24 w 10 and 24 w 109	01
202793	10278	Thread Unwinder Spool Weight Thread Guide, for 202493	05

Numerical List of Parts

No.	Plate	Name	Each
202794	10278	Thread Unwinder Thread Eyelet Rod, for 202795	\$ 15
202795	10278	Thread Unwinder complete, Nos. 202488 to 202490, 202794, two each 202491, 202492 and three wood screws $\frac{7}{16}$ in. No. 13	1 25
202845	12321	Under Driver Lever Compression Plate Rivet, for 202463	01
202923	---	Presser Foot Shank, for 224410, 224443, 223901, 223904, 229167, 229169, 229172, 229174, 229176, 229178, 229180, 229192, 229194, 229198, 229202, 229204, 229220, 229222, 229224, 229226, 229228, 229242, 229244, 229246, 229248, 229250, 229254, 229369 and 230831	60
202926	---	Presser Foot Shank, for 229188, 229216, 229322, 229561, 229840 and 229935	50
202930	---	Presser Foot Shank, for 229218 and 229965	60
202985	---	Knee Lifter Rock Lever Knee Plate 202453 with 202455, for 227783	01
203163	---	Thread Unwinder Spool Weight Center Bushing, for 202493	01
203172	2307	Take up Cam Friction Washer	01
203202	2333	Arm Shaft, for Machines Nos. 24 w 1, 24 w 4 and 24 w 10	1 75
203208	2312	Bobbin, for Machines Nos. 24 w 1, 24 w 4 to 24 w 6 and 24 w 105 to 24 w 108....	05
203209	2312	Bobbin Case Cap with 200984e, 203214, 203215 and two 200594e, for 203217 ..	05
203210	2312	Bobbin Case Base with 202056, 203214 to 203213 and 203216, for 203217	55
		Nos. 203211 to 203213, for 203210.	
203211	2312	Bobbin Case Base Latch	05
203212	2312	" " " " Plunger	02
203213	2312	" " " " Spring	01
203214	2312	" " Tension Spring, for 203209 and 203500	10
203215	2312	Bobbin Case Thread Guide, for 203209..	05
203216	2312	" " Washer (cloth), for 203210 and 203500	25
203217	2312	Bobbin Case complete, Nos. 203209 and 203210, for 203290	80
203233	2305	Feed Driving Cam with 200382c and 200437c	50
203235	2308	Feed Lifting Cam with 202426, for 243454	75
203238	2308	Feed Lifting Rock Shaft Slide Block 202276 with 200243e and 201531e, for 203315	35

From the Spray of Diagrams and Needs Copy

Numerical List of Parts

No.	Plate	Name	Each
*203239	—	Hook (sewing), for 203240	\$ -
203240	12312	Hook 203239 with 200600e, 200616e and 203251, for 203290	2 4
203241	12312	Hook Bevel Gear Socket, 24 teeth, for 203308	8
203242	12305	Hook Bevel Pinion, 24 teeth, with two 200383c	1 0
203244	12308	Hook Counter Shaft Collar with two 200393c	2
203245	11902	Hook Counter Shaft Driving Gear, 44 teeth, with 200362c and 200439c, for 213154	1 0
203246	12305	Hook Counter Shaft Gear, 22 teeth, with two 200383c	7
203247	12333	Hook Driving Shaft, for Machines Nos. 24 w 1, 24 w 4 to 24 w 6 and 24 w 10	1 6
203248	12334	Hook Driving Shaft Bearing with 202299, for 214055 and 214056	2
203249	12305	Hook Driving Shaft Bushing (eccentric), for 214055 and 214056	2
203250	11911	Hook Driving Shaft Collar with two 200393c (obsolete)	2
203251	12312	Hook Gib, for 203240	4
203254	12312	" Washer, for 203308	2
203268	12334	Take-up Cam 212920 with 200383c, 200658c and 201519c, for Machines Nos. 24 w 1, 24 w 4, 24 w 10, 24 w 105, 24 w 106 and 24 w 109	1 5
203290	12312	Hook and Bobbin Case complete, Nos. 203217 and 203240, for 203308	3 06
203301	12334	Bed Slide (front)	35
203303	12334	Feed Bar with 204189, for 203309	50
203305	12334	" Lifting Rock Shaft, for 203315	30
203306	12333	Hook Counter Shaft	45
203307	12335	" Saddle (left or right), with 202299, for 203308	1 25
203308	12335	Hook Saddle (left or right) complete, Nos. 200555r, 203241, 203251, 203290 and 203307, for 203462	5 25
203309	—	Feed Bar 203303 with 200214e, 201525e and 204200	1 00
203313	12386	Thread Guide	10
203315	12334	Feed Lifting Rock Shaft 203305 with 203238	65
203329	11904	Bed Slide (back)	30
203357	11902	Vibrating Presser Foot Screw Washer, for Machines Nos. 24 w 5, 24 w 6, 24 w 107 and 24 w 108	01

Numerical List of Parts

No.	Plate	Name	Each
203462	—	Hook Saddle Combination (left and right) complete, Nos. two 203308, for Machines Nos. 24 w 1, 24 w 4 to 24 w 6 and 24 w 105 to 24 w 108	\$10 50
203470	11903	Bobbin, for Machines Nos. 24 w 10 and 24 w 109	06
203473	11903	Bobbin Case Latch Plunger, for 203500	10
203474	11903	" " " Spring, for 203500	01
203476	—	" " Lever Eccentric, for 203516	30
203478	11235	" " " Slide Stud, for 203518	10
203498	—	" " for 203500	—
203499	11235	" " Lever, for 203518	60
203500	11235	Bobbin Case complete, Nos. 200591e, 200984e, 202056, 203214, 203216, 203473, 203474, 203498 and 203648, for 203514	1 00
203506	11235	Bobbin Case Lever Fulcrum, for 203518	1 00
203508	11236	Hook Saddle (left or right) with 200066n, for 203518	1 60
203511	—	Hook (sewing), for 203512	2 20
203512	11235	" 203511 with 203513 and two 200616e, for 203514	2 20
203513	11235	Hook Gib, for 203512	2 20
203514	11235	Hook and Bobbin Case complete, Nos. 203500 and 203512, for 203518	3 00
203516	11235	Hook Washer 213036 with 203476 and two 201243, for 203518	50
203518	11236	Hook Saddle (left or right) complete, Nos. 200555r, 203478, 203499, 203506, 203508, 203514, 203516 and 213810, for 203519	7 00
203519	11236	Hook Saddle Combination (left and right) complete, Nos. two 203518, for Machines Nos. 24 w 10 and 24 w 109	14 00
203618	11903	Bobbin Case Latch, for 203500	10
203697	11911	Needle Holder, needles $\frac{3}{16}$ in. apart and must be set diagonally, in gauges $\frac{1}{16}$, $\frac{3}{16}$ and $\frac{1}{8}$ in., with 200068n and two 200141e (obsolete)	1 00
Nos. 203701 to 203705, (obsolete).			
203701	11911	Needle Holder, needles $\frac{3}{16}$ in. apart and must be set diagonally, in gauges $\frac{1}{16}$, $\frac{3}{16}$ and $\frac{1}{8}$ in., with 200068n and two 200141e	1 25
203702	11911	Needle Holder, needles $\frac{1}{8}$ in. apart and must be set diagonally, in gauges $\frac{1}{16}$, $\frac{3}{16}$ and $\frac{1}{8}$ in., with 200068n and two 200141e	1 25
203703	11911	Needle Holder, in gauges $\frac{3}{16}$, $\frac{1}{8}$ and $\frac{3}{16}$ in., with 200068n and two 200141e	1 00

from the library of the Department of Defense

No.	Plate	Name	Eac
203704	11911	Needle Holder, in gauges from $\frac{3}{16}$ to $\frac{1}{2}$ in., in steps of $\frac{1}{16}$ in., with 200068u and two 200141e	\$ 1.2
203705	11911	Needle Holder, in gauges from $\frac{1}{4}$ to $\frac{3}{4}$ in., in steps of $\frac{1}{8}$ in., with 200068u and two 200141e	1.5
203711	11911	Needle Holder, in gauges from $\frac{3}{16}$ to $\frac{1}{2}$ in., in steps of $\frac{1}{16}$ in., with 200068u and two 200141e (obsolete)	1.5
203713	11911	Needle Holder, in gauges from $\frac{3}{16}$ to $\frac{1}{2}$ in., in steps of $\frac{1}{16}$ in., with 200068u and two 200141e (obsolete)	1.5
203714	11911	Needle Holder, in gauges $\frac{3}{16}$, $\frac{1}{4}$ and $\frac{5}{16}$ in., with 200068u and two 200141e (obsolete)	1.0
203766	11903	Tension Release Lever, for 213717	1
204058B	12309	Thread Retainer Stud, for 204059	0
204059	12309	Thread Retainer complete, Nos. 202091, 202092 and 204058u, for 204871 and 213747	1
		Nos. 204100 to 204102, for 227553.	
204100	12321	Under Driver Cone Pulley Ball Bearing Cup	1
204101	12321	Under Driver Cone Pulley Ball Cap	0
204102	12321	" " " " Retaining Spring	0
204105	12321	Under Driver Driving Pulley Friction Ring Stop Pin, for 202459	0
204107	12321	Under Driver Driving Pulley Shaft Ball Cup, for 202461	10
204108	12321	Under Driver Driving Pulley Shaft Ball Cup Cap, for 202461	0
		Nos. 204109 to 204112, for 227743.	
204109	—	Under Driver Driving Pulley Shaft Oil Plug	01
204110	—	Under Driver Driving Pulley Shaft Oiling Leather	02
204111	—	Under Driver Driving Pulley Shaft Oiling Leather Pin (leather)	01
204112	12322	Under Driver Driving Pulley Shaft Oiling Wick	01
204113	12321	Under Driver Driving Pulley Shaft Thimble, for 227738 and 227740	10
204117	12321	Under Driver Lever Compression Plate, for 202463	10
204122	12322	Under Driver Lever Brake Leather, for 227735	05

No.	Plate	Name	Each
204123	12322	Under Driver Lever Brake Spring, for 227738 and 227740	\$ 05
204126	12321	Under Driver Treadle Pitman Rod Clamp with two 200530c, for 227980	20
204127	11126	Under Driver Treadle Stand (left) with two wood screws 1 in. No. 13, for 227981	08
204128	11126	Under Driver Treadle Stand (right) with two wood screws 1 in. No. 13, for 227981	08
204161	—	Arm, for 204412	—
204163	12305	" Cap	10
204189	12306	Feed Bar Spring Hook, for 203303 and 204200	01
204192	—	Feed Driving Cam Fork Lever with 204195 and 204293, for 204198	05
204193	12331	Feed Driving Cam Fork Lever Connection with 200668c and 204525e, for 206554 and 206555	05
204194	12306	Feed Driving Cam Fork Lever Connection Clamp with 200031c, for 204198	05
204195	—	Feed Driving Cam Fork Lever Shaft, for 204192	—
204196	12307	Feed Driving Cam Fork Lever Shaft Sleeve (split)	05
204197	12306	Feed Driving Cam Fork Lever Shaft Collar 294334 with 200113e	05
204198	12334	Feed Driving Cam Fork Lever complete, Nos. 204192 and 204194	1.00
204199	12333	Feed Driving Rock Shaft, for 206554	05
204200	12305	" " " " Crank with 204189 (on left side) and two 200383c, for 203309	05
204202	12308	Feed Lifting Cam Fork with 200027e	75
204206	12306	" Regulating Handle, for 204207	10
204207	11904	" " " 204206 with 200098e, 202622, 204208 to 204210 and 204213, for 204214	55
		Nos. 204208 to 204210, for 204207.	
204208	12307	Feed Regulating Handle Adjustable Stop	05
204209	12307	" " " Position Pin	01
204210	12306	" " " Shaft	20
204211	12306	" " " " Crank with 200078c, for 204214	20
204212	12307	Feed Regulating Handle Shaft Crank Link, for 204214	15
204213	12307	Feed Regulating Handle Shaft Sleeve (split), for 204207	15

Numerical List of Parts

No.	Plate	Name	Eac
204214	—	Feed Regulating Handle complete, Nos. 200291e, 204207, 204211 and 204212....	\$ 9
204243	11903	Bobbin Case Lever Eccentric Position Pin, for 203516	0
204248	12307	Needle Bar Connecting Link, for Machines Nos. 24 w 1, 24 w 4, 24 w 10, 24 w 105, 24 w 106 and 24 w 109	3
204249	12308	Needle Bar Connecting Stud with 200072c and 202277	40
204251	12334	Presser Bar (hollow), with 200074e	80
204252	12308	" " Lifter	20
204253	12308	Presser Bar Lifting Bracket with 200086c, for Machines Nos. 24 w 1, 24 w 4, 24 w 10, 24 w 105, 24 w 106 and 24 w 109	40
204254	12307	Presser Bar Lifting Bracket Position Guide, for Machines Nos. 24 w 1, 24 w 4, 24 w 10, 24 w 105, 24 w 106 and 24 w 109	30
204255	12310	Presser Bar Spring, for Machines Nos. 24 w 1, 24 w 10, 24 w 105 and 24 w 109..	10
204258	12386	Presser Bar Spring (heavy), for Machines Nos. 24 w 4 and 24 w 106.....	10
204263	12310	Take-up Lever Bearing with 204264, for 206601	15
204264	12306	Take-up Lever Bearing Position Pin, for 204263	01
204265	—	Take-up Lever Oil Guard, for 204553	05
204268	12310	Tension Release Slide 215609 with 204269	20
204269	12308	Tension Release Slide Spring, for 204268	02
204271	12309	" Washer, for 204272	05
204272	12309	Tension complete, Nos. 200632b, 201572b, 202075, 202407, 204271 and two 202402, for 204874 and 213717	50
204273	12308	Thread Controller Adjusting Collar 215610 with 200684b (for Presser Bar), for Machines Nos. 24 w 1, 24 w 4, 24 w 10, 24 w 105, 24 w 106 and 24 w 109	15
204274	12309	Thread Controller Plate, for 205987	12
204275	12309	" " Roller Guard, for 205987	10
204276	12309	" " Spring, for 204280* ^{25/100} 03	03
		Nos. 204277 to 204280, for 204874.	
204277	12309	Thread Controller Spring Stop	15
204278	12309	" " " " Driving Gear	10
204279	12309	Thread Controller Spring Stud with 204925	10

Numerical List of Parts

No.	Plate	Name	Each
204280	12309	Thread Controller and Spring complete, Nos. 204276 and 205987, for 213747	\$ 45
204281	12309	Thread Retainer Guide Wire, for 204533 and 213746	01
204290	—	Arm, for 204413	—
204293	12308	Feed Driving Cam Fork Lever Shaft Position Pin, for 204492	01
204294	12333	Feed Driving Rock Shaft, for 206555	35
204326	12338	Needle Bar Packing Cord	25
204327	12306	Presser Bar Packing Washer (felt)	25
204333	12309	Thread Controller Spring Guard, for 205987	08
*204412	—	Arm 204461 with 200439c, 202036 and 204705, for Machines Nos. 24 w 1, 24 w 4 and 24 w 10	—
*204413	—	Arm 204290 with 200439c, 202036 and 204705, for Machines Nos. 24 w 105, 24 w 106 and 24 w 109	—
*204417	—	Arm 204471 with 200439c, 202036 and 204705, for Machines Nos. 24 w 5 and 24 w 6	—
*204421	—	Arm 204497 with 200439c, 202036 and 204705, for Machines Nos. 24 w 107 and 24 w 108	—
204440	12333	Arm Shaft Connection with four 200054e	75
*204471	—	Arm, for 204417	—
204475	10483	Lifting Lever with 200122u, for 208389..	1 00
204478	10483	" " Driving Crank Link, for 208389	40
204479	11902	Lifting Lever Driving Crank Position Screw Set Screw Packing (brass), for 213925	01
204480	10483	Lifting Lever Stud Lifting Bracket with 200086c and 200181b, for 208390	75
204481	11902	Presser Bar Lifting Bracket Position Guide, for Machines Nos. 24 w 5, 24 w 6, 24 w 107 and 24 w 108	35
204482	11902	Presser Bar Spring, for Machines Nos. 24 w 5, 24 w 6, 24 w 107 and 24 w 108 ..	15
204484	10483	Needle Bar Connecting Link with 200188c, for 213005	50
204488	13041	Vibrating Presser Bar 215628 with 204493 and two 200138b (obsolete), for Machines Nos. 24 w 5, 24 w 6, 24 w 107 and 24 w 108	60
204489	13041	Vibrating Presser Bar 215612 with 204493 and two 200138b (obsolete), for Machines Nos. 24 w 5, 24 w 6, 24 w 107 and 24 w 108	60

No.	Plate	Name	Eac
204492	13041	Vibrating Presser Bar Position Guide (obsolete), for Machines Nos. 24 w 5, 24 w 6, 24 w 107 and 24 w 108	\$ 3
204493	11902	Vibrating Presser Bar Spring, for 204488, 204489 and 206659	11
*204497	—	Arm, for 204421	—
204533	12333	Face Plate with 200366n, 204730, two each 200368n, 202090, 204281 and three 200397n, for 204874	1 11
204553	12386	Take-up Lever with 204265, for 206601 ..	75
204554	12386	Take-up Lever complete, Nos. 200042E, 201816 and 206601	1 00
204555	12338	Tension Release Lever, for 204874	10
204556	12386	Thread Guide	05
204705	12334	Arm Shaft Bushing (front), for 204412, 204413, 204417 and 204421	35
204730	12386	Face Plate Thread Guide, for 204533 and 213746	03
204805	12333	Balance Wheel, 5 1/2 in. diam. (belt groove 3 in. diam.) with 200328c and 200335c ..	1 00
204870	11904	Needle Bar (hollow) (obsolete)	80
204874	12333	Face Plate complete, Nos. 200135c, 200319c, 200577n, 204277 to 204280, 204533, 204555, two each 200309E, 204059 and 204272, for Machines Nos. 24 w 1, 24 w 4, 24 w 10, 24 w 105, 24 w 100 and 24 w 109	3 50
204925	12306	Thread Controller Spring Stud Washer, for 202088 and 204279	01
205987	12309	Thread Controller complete, Nos. 200300c, 200581n, 202084, 202098, 204271, 204275 and 204333, for 204280	42
206554	—	Feed Driving Rock Shaft 204199 with 200002E, 201522E and 204193, for Machines Nos. 24 w 1, 24 w 4 to 24 w 6 and 24 w 10	80
206555	—	Feed Driving Rock Shaft 204294 with 200002E, 201522E and 204193, for Machines Nos. 24 w 105 to 24 w 109	80
206601	—	Take-up Lever 204553 with 204263, for 204554	90
206658	11909	Lifting Presser Foot, 46 needle hole, needles 3/8 in. apart, for needle sizes 5 to 7, in gauges 3/8, 7/8 and 1 1/8 in., for 206678	1 00
206659	11902	Vibrating Presser Bar 206660 with 204493 and two 200138n, for 208389 ..	60

205520 — Study Feed Drive Base Part for 206191 and 206194

No.	Plate	Name	Each
206660	—	Vibrating Presser Bar, for 206659	\$ 45
206661	11839	Foot, for 206659, 229642 and 229657, for Machines Nos. 24 w 5, 24 w 6, 24 w 107 and 24 w 108 ..	1 50
		Nos. 206666 to 206671, for Machines Nos. 24 w 5, 24 w 6, 24 w 107 and 24 w 108.	
206666	11909	Lifting Presser Foot, 46 needle hole, needles 3/8 in. apart, for needle sizes 5 to 7, in gauges 3/8 and 7/8 in., for 206668, 222302 and 222304	1 50
206667	11909	Lifting Presser Foot, 50 needle hole, needles 3/8 in. apart, for needle sizes 3 to 5, in gauges 3/8 and 7/8 in., for 206668, 222302 and 222304	1 50
206668	11839	Vibrating Presser Foot, for 206659, 206666, 206667, 222301 and 222303	1 00
206669	11909	Lifting Presser Foot, 46 needle hole, for needle sizes 5 to 7, in gauges 3/8 and 7/8 in., for 206670	1 50
206670	11839	Vibrating Presser Foot, for 206659, 206669 and 206720	1 00
206671	11839	Vibrating Presser Foot, for 206659, 229644 and 229656	1 50
206675	11839	Vibrating Presser Foot, for 206659, 222301 and 222303, for Machines Nos. 24 w 5, 24 w 6, 24 w 107 and 24 w 108 ..	1 00
206677	11909	Lifting Presser Foot, 46 needle hole, needles 1/2 in. apart, for needle sizes 5 to 7, in gauges 1/2, 3/4 and 7/8 in., for 206678, 222302 and 222304	1 50
206678	11839	Vibrating Presser Foot, for 206658, 206659, 206677, 222301 and 222303, for Machines Nos. 24 w 5, 24 w 6, 24 w 107 and 24 w 108	1 00
206682	11908	Lifting Presser Foot, 35 needle hole, for needle sizes 12 to 14, in gauges from 1/4 to 3/4 in., in steps of 1/8 in., for 229649	2 50
206690	11839	Vibrating Presser Foot, for 206659 and 229646, for Machines Nos. 24 w 5, 24 w 6, 24 w 107 and 24 w 108	1 50
		Nos. 206708 to 206713, for Machines Nos. 24 w 5, 24 w 6, 24 w 107 and 24 w 108.	
206708	11909	Lifting Presser Foot, 50 needle hole, for needle sizes 3 to 5, in gauges 3/8 and 7/8 in., for 206710	1 50
206709	11909	Lifting Presser Foot, 46 needle hole, for needle sizes 5 to 7, in gauges 3/8 and 7/8 in., for 206710	1 50

From the library of: Diamond Needle Corp

Numerical List of Parts

No.	Plate	Name	Each
206710	11839	Vibrating Presser Foot, for 206659, 206708 and 206709	\$ 1 00
206711	11909	Lifting Presser Foot, 46 needle hole, for needle sizes 5 to 7, in gauges $\frac{3}{16}$ and $\frac{1}{8}$ in., for 206713	1 50
206712	11909	Lifting Presser Foot, 50 needle hole, for needle sizes 3 to 5, in gauges $\frac{3}{16}$ and $\frac{1}{8}$ in., for 206713	1 50
206713	11839	Vibrating Presser Foot, for 206659, 206711 and 206712	1 00
206714	11839	Vibrating Presser Foot, for 222301 and 222303	1 00
206719	11839	Vibrating Presser Foot, for 222301 and 222303	1 00
206720	11909	Lifting Presser Foot, 50 needle hole, for needle sizes 3 to 5, in $\frac{3}{16}$ in. gauge, for 206670	1 50
208389	—	Lifting Lever 204475 with 200935E, 201534E, 204478 and 206659, for 208390,	2 10
208390	—	Lifting Lever Stud Lifting Bracket 204480 with 208389, for Machines Nos. 24 w 5, 24 w 6, 24 w 107 and 24 w 108	2 85
211006	12121	Feed Dog, for 211858 and 223902	75
		Nos. 211010 to 211013, for Machines Nos. 24 w 1, 24 w 4 to 24 w 6 and 24 w 105 to 24 w 108.	
211010	11906	Feed Dog, for 211011	60
211011	12121	Throat Plate, 50 needle hole, for needle sizes 3 to 5, in gauges from $\frac{1}{4}$ to $\frac{5}{16}$ in., in steps of $\frac{1}{32}$ in., for 211010	1 25
211012	12123	Throat Plate, 50 needle hole, for needle sizes 3 to 5, in gauges $\frac{3}{16}$, $\frac{1}{4}$, $\frac{5}{16}$, $\frac{3}{8}$ and $\frac{1}{2}$ in., for 211765 and 211766	1 25
211013	12123	Throat Plate, 46 needle hole, for needle sizes 5 to 7, in gauges $\frac{3}{16}$, $\frac{1}{4}$, $\frac{5}{16}$, $\frac{3}{8}$ and $\frac{1}{2}$ in., for 211765 and 211766	1 25
211019	12123	Throat Plate, 50 needle hole, for needle sizes 3 to 5, in gauges $\frac{3}{16}$, $\frac{1}{4}$ and $\frac{5}{16}$ in., for 211020, for Machines Nos. 24 w 1, 24 w 4 to 24 w 6 and 24 w 105 to 24 w 108	1 50
211020	12123	Feed Dog, for 211019	75
211021	12122	Throat Plate, 50 needle hole, for needle sizes 3 to 5, in gauges from $\frac{1}{8}$ to $\frac{3}{16}$ in., in steps of $\frac{1}{32}$ in., for 211732 and 211733, for Machines Nos. 24 w 1, 24 w 4 to 24 w 6 and 24 w 105 to 24 w 108	1 25

Numerical List of Parts

No.	Plate	Name	Each
		Nos. 211023 to 211026, for Machines Nos. 24 w 1, 24 w 4 to 24 w 6 and 24 w 105 to 24 w 108.	
211023	11905	Feed Dog, for 211024	\$ 75
211024	11905	Throat Plate, 50 needle hole, for needle sizes 3 to 5, in gauges $\frac{3}{16}$, $\frac{1}{4}$ and $\frac{5}{16}$ in., for 211023	1 50
211025	12123	Throat Plate, 50 needle hole, for needle sizes 3 to 5, in gauges $\frac{1}{4}$, $\frac{5}{16}$, $\frac{3}{8}$, $\frac{1}{2}$ and $\frac{3}{4}$ in., for 211042 and 211761	1 25
211026	12123	Throat Plate, 46 needle hole, for needle sizes 5 to 7, in gauges $\frac{1}{4}$, $\frac{5}{16}$, $\frac{3}{8}$, $\frac{1}{2}$ and $\frac{3}{4}$ in., for 211042, 211761 and 211762	1 25
		Nos. 211031 to 211034, for Machines Nos. 24 w 1, 24 w 4 to 24 w 6 and 24 w 105 to 24 w 108.	
211031	12122	Throat Plate, 50 needle hole, for needle sizes 3 to 5, in gauges from $\frac{1}{4}$ to $\frac{1}{2}$ in., in steps of $\frac{1}{16}$ in., for 211865 and 211866	1 25
211032	12122	Throat Plate, 46 needle hole, for needle sizes 5 to 7, in gauges from $\frac{1}{4}$ to $\frac{1}{2}$ in., in steps of $\frac{1}{16}$ in., for 211865 and 211866	1 25
211033	11905	Throat Plate, 50 needle hole, for needle sizes 3 to 5, in gauges $\frac{3}{16}$ and $\frac{1}{4}$ in., for 211769 and 211770	1 50
211034	11905	Throat Plate, 46 needle hole, for needle sizes 5 to 7, in $\frac{3}{8}$ in. gauge, for 211769 and 211770	1 50
211042	11906	Feed Dog, for 211025 and 211026	60
211047	12122	Throat Plate, 46 needle hole, for needle sizes 5 to 7, in gauges from $\frac{1}{4}$ to $\frac{5}{16}$ in., in steps of $\frac{1}{32}$ in., for 211732 and 211733, for Machines Nos. 24 w 1, 24 w 4 to 24 w 6 and 24 w 105 to 24 w 108	1 25
211714	11905	Feed Dog, for 211860, 211981, 211989, 212051, 212052 and 212090	75
211725	11906	Feed Dog, for 211861	60
211732	11906	" " " 211021, 211047, 212053 and 212054	60
211733	11906	Feed Dog, for 211021, 211047, 212053 and 212054	60
211761	11906	Feed Dog, for 211025, 211026 and 212064 to 212066	60
211762	11906	Feed Dog, for 211026 and 212064 to 212066	60
211765	12104	Feed Dog, for 211012, 211013 and 212067 to 212069	60
211766	12104	Feed Dog, for 211012, 211013 and 212067 to 212069	60

No.	Plate	Name	Each
211769	12104	Feed Dog, for 211033 and 211034	\$ 7
211770	12104	" " " 211033 and 211034	7
211858	12121	Throat Plate, 50 needle hole, needles $\frac{3}{16}$ in. apart, for needle sizes 3 to 5, in gauges $\frac{3}{16}$, $\frac{5}{16}$ and $\frac{7}{16}$ in., for 211006, for Machines Nos. 21 w 1, 21 w 4 to 21 w 6 and 21 w 105 to 21 w 108	1 50
211860	12121	Throat Plate, 50 needle hole, for needle sizes 3 to 5, in gauges $\frac{3}{16}$ and $\frac{5}{16}$ in., for 211714, for Machines Nos. 21 w 1, 24 w 4 to 24 w 6 and 21 w 105 to 24 w 108	1 25
211861	12121	Throat Plate, 50 needle hole, for needle sizes 3 to 5, in gauges from $\frac{3}{16}$ to $\frac{5}{16}$ in., in steps of $\frac{1}{16}$ in., for 211725, for Machines Nos. 21 w 1, 24 w 4 to 24 w 6 and 21 w 105 to 24 w 108	1 25
211865	12122	Feed Dog, for 211031, 211032, 211912 and 212061 to 212063	60
211866	12122	Feed Dog, for 211031, 211032, 211912 and 212061 to 212063	60
211867	12122	Throat Plate, 50 needle hole, for needle sizes 3 to 5, in gauges from $\frac{3}{16}$ to $\frac{5}{16}$ in., in steps of $\frac{1}{16}$ in., for 211869, for Machines Nos. 21 w 1, 24 w 4 to 24 w 6 and 21 w 105 to 24 w 108	1 25
211868	12122	Throat Plate, 46 needle hole, for needle sizes 5 to 7, in gauges from $\frac{5}{16}$ to $\frac{7}{16}$ in., in steps of $\frac{1}{16}$ in., for 211869, for Machines Nos. 24 w 1, 24 w 4 to 24 w 6 and 21 w 105 to 24 w 108	1 25
211869	12122	Feed Dog, for 211867, 211868 and 212058 to 212060	75
211871	12123	Throat Plate, 40 needle hole, for needle sizes 7 to 9, in gauges from $\frac{7}{16}$ to $\frac{9}{16}$ in., in steps of $\frac{1}{16}$ in., for 211873, for Machines Nos. 24 w 1, 24 w 4 to 24 w 6 and 24 w 105 to 24 w 108	1 25
211872	12123	Throat Plate, 46 needle hole, for needle sizes 5 to 7, in gauges from $\frac{5}{16}$ to $\frac{7}{16}$ in., in steps of $\frac{1}{16}$ in., for 211873, for Machines Nos. 21 w 1, 24 w 4 to 24 w 6 and 24 w 105 to 24 w 108	1 25
211873	12123	Feed Dog, for 211871, 211872 and 212055 to 212057	75

No.	Plate	Name	Each
211912	12122	Throat Plate, 40 needle hole, for needle sizes 7 to 9, in gauges from $\frac{7}{16}$ to $\frac{9}{16}$ in., in steps of $\frac{1}{16}$ in., for 211865 and 211866, for Machines Nos. 24 w 1, 24 w 4 to 24 w 6 and 24 w 105 to 24 w 108	\$ 1 25
211981	12121	Throat Plate, 53 needle hole, for needle sizes 1 to $3\frac{1}{2}$, in gauges $\frac{1}{16}$, $\frac{3}{16}$ and $\frac{5}{16}$ in., for 211714, for Machines Nos. 24 w 1, 24 w 4 to 24 w 6 and 24 w 105 to 24 w 108	1 25
211989	12121	Throat Plate, 60 needle hole, for needle sizes 9 to 1, in gauges $\frac{1}{16}$, $\frac{3}{16}$ and $\frac{5}{16}$ in., for 211714, for Machines Nos. 24 w 1, 24 w 4 to 24 w 6 and 24 w 105 to 24 w 108	1 25
		Nos. 212051 to 212054, for Machines Nos. 24 w 10 and 24 w 109.	
212051	12136	Throat Plate, 50 needle hole, for needle sizes 3 to 5, in gauges $\frac{3}{16}$ and $\frac{5}{16}$ in., for 211714	1 25
212052	12136	Throat Plate, 46 needle hole, for needle sizes 5 to 7, in gauges $\frac{5}{16}$ and $\frac{7}{16}$ in., for 211714	1 25
212053	12136	Throat Plate, 50 needle hole, for needle sizes 3 to 5, in gauges from $\frac{3}{16}$ to $\frac{5}{16}$ in., in steps of $\frac{1}{16}$ in., for 211732 and 211733	1 25
212054	12136	Throat Plate, 46 needle hole, for needle sizes 5 to 7, in gauges from $\frac{5}{16}$ to $\frac{7}{16}$ in., in steps of $\frac{1}{16}$ in., for 211732 and 211733	1 25
		Nos. 212055 to 212060 (obsolete), for Machines Nos. 24 w 1, 24 w 4 to 24 w 6 and 24 w 105 to 24 w 108.	
212055	12136	Throat Plate, 50 needle hole, for needle sizes 3 to 5, in gauges from $\frac{3}{16}$ to $\frac{5}{16}$ in., in steps of $\frac{1}{16}$ in., for 211873	1 25
212056	12136	Throat Plate, 46 needle hole, for needle sizes 5 to 7, in gauges from $\frac{5}{16}$ to $\frac{7}{16}$ in., in steps of $\frac{1}{16}$ in., for 211873	1 25
212057	12136	Throat Plate, 40 needle hole, for needle sizes 7 to 9, in gauges from $\frac{7}{16}$ to $\frac{9}{16}$ in., in steps of $\frac{1}{16}$ in., for 211873	1 25
212058	12136	Throat Plate, 50 needle hole, for needle sizes 3 to 5, in gauges from $\frac{3}{16}$ to $\frac{5}{16}$ in., in steps of $\frac{1}{16}$ in., for 211869	1 25
212059	12136	Throat Plate, 46 needle hole, for needle sizes 5 to 7, in gauges from $\frac{5}{16}$ to $\frac{7}{16}$ in., in steps of $\frac{1}{16}$ in., for 211869	1 25

Numerical List of Parts

No.	Plate	Name	Eac
212060	12136	Throat Plate 40 needle hole, for needle sizes 7 to 9, in gauges from $\frac{3}{16}$ to $\frac{1}{8}$ in., in steps of $\frac{1}{32}$ in., for 211869.....	\$ 1 2
Nos. 212061 to 212069, for Machines Nos. 24 w 10 and 24 w 109.			
212061	12136	Throat Plate, 50 needle hole, for needle sizes 3 to 5, in gauges from $\frac{1}{4}$ to $\frac{1}{2}$ in., in steps of $\frac{1}{32}$ in., for 211865 and 211866	1 21
212062	12136	Throat Plate, 46 needle hole, for needle sizes 5 to 7, in gauges from $\frac{1}{4}$ to $\frac{1}{2}$ in., in steps of $\frac{1}{32}$ in., for 211865 and 211866	1 21
212063	12136	Throat Plate, 40 needle hole, for needle sizes 7 to 9, in gauges from $\frac{1}{4}$ to $\frac{1}{2}$ in., in steps of $\frac{1}{32}$ in., for 211865 and 211866	1 25
212064	12136	Throat Plate, 50 needle hole, for needle sizes 3 to 5, in gauges from $\frac{1}{4}$ to $\frac{1}{2}$ in., in steps of $\frac{1}{32}$ in., for 211761 and 211762	1 25
212065	12136	Throat Plate, 46 needle hole, for needle sizes 5 to 7, in gauges from $\frac{1}{4}$ to $\frac{1}{2}$ in., in steps of $\frac{1}{32}$ in., for 211761 and 211762	1 25
212066	12136	Throat Plate, 40 needle hole, for needle sizes 7 to 9, in gauges from $\frac{1}{4}$ to $\frac{1}{2}$ in., in steps of $\frac{1}{32}$ in., for 211761 and 211762	1 25
212067	11905	Throat Plate, 50 needle hole, for needle sizes 3 to 5, in gauges $\frac{3}{16}$, $\frac{1}{4}$, $\frac{5}{16}$ and $\frac{1}{2}$ in., for 211765 and 211766	1 25
212068	11905	Throat Plate, 46 needle hole, for needle sizes 5 to 7, in gauges $\frac{3}{16}$, $\frac{1}{4}$, $\frac{5}{16}$ and $\frac{1}{2}$ in., for 211765 and 211766	1 25
212069	11905	Throat Plate, 40 needle hole, for needle sizes 7 to 9, in gauges $\frac{3}{16}$, $\frac{1}{4}$, $\frac{5}{16}$ and $\frac{1}{2}$ in., for 211765 and 211766	1 25
212090	11905	Throat Plate, 53 needle hole, for needle sizes 1 to $3\frac{1}{2}$, in gauges $\frac{1}{8}$, $\frac{5}{16}$ and $\frac{3}{8}$ in., for 211711, for Machines Nos. 24 w 10 and 24 w 109	1 25
212920	---	Take-up Cam with 200335c and 200430c, for 203268	1 35
213001	11901	Arm Shaft, for Machines Nos. 24 w 5 and 24 w 6	1 85
213004	11902	Lifting Lever Driving Crank, for 213005	80
213005	11904	Take-up Cam complete, Nos. 204484, 213004 and 213925, for Machines Nos. 24 w 5, 24 w 6, 24 w 107 and 24 w 108	3 00
213010	11901	Arm Shaft, for Machines Nos. 24 w 107 and 24 w 108	2 00
213036	---	Hook Washer, for 203516	20
*213133	---	Bed, for 214055	---
*213134	---	" " 214056	---

No.	Plate	Name	Each
213141	11902	Hook Driving Shaft Collar with two 200393c	\$ 20
213154	12305	Hook Counter Shaft Driving Gear 203245 with 200045c and 203235	1 80
213604	---	Feed Driving Cam Fork Lever Slide Block with 200116c (obsolete), for 213606	---
213605	---	Feed Driving Cam Fork Lever Slide Block (obsolete), for 213606	---
213606	13041	Feed Driving Cam Fork Lever Slide Block 213604 with 213605 (obsolete)	30
213622	12333	Arm Shaft, for Machines Nos. 24 w 105, 24 w 106 and 24 w 109	2 00
213624	12333	Hook Driving Shaft, for Machines Nos. 24 w 105 to 24 w 109	1 75
213746	11901	Face Plate with 200366n, 202087, 204730, two each 200368n, 202090, 204281 and three 200397n, for 213747	1 10
213747	11901	Face Plate complete, Nos. 200577n, 202088, 203766, 204280, 213746, two each 200309n, 204059 and 204272, for Machines Nos. 24 w 5, 24 w 6, 24 w 107 and 24 w 108	3 50
213810	11903	Hook Bevel Gear Socket, 24 teeth, for 203518	85
213925	11904	Take-up Cam with 200347c, 200383c, 200387c, 200400c, 200430c and 204479, for 213005	1 75
*214055	---	Bed 213133 with 202062, 203248, 203249, two each 200362c, 200516n, 200840n and 202299, for Machines Nos. 24 w 1, 24 w 4 to 24 w 6 and 24 w 10	---
*214056	---	Bed 213134 with 202062, 203248, 203249, two each 200362c, 200516n, 200840n and 202299, for Machines Nos. 24 w 105 to 24 w 109	---
214424	12386	Feed Bar Spring	04
215609	---	Tension Release Slide, for 204268	18
*215610	---	Thread Controller Adjusting Collar, for 204273	10
215612	---	Vibrating Presser Bar (obsolete), for 204489	45
215628	---	Vibrating Presser Bar (obsolete), for 204488	45
221410	---	Presser Foot (hinged) complete, 46 needle hole, for needle sizes 5 to 7, in $\frac{3}{8}$ in. gauge, Nos. 202090, 202923 and 221411, for Machines Nos. 24 w 1, 24 w 4, 24 w 10, 24 w 105, 24 w 106 and 24 w 109	2 00
221411	---	Presser Foot Plate, for 221410	1 25
221343	11905	Throat Plate, 46 needle hole, for needle sizes 5 to 7, in gauges $\frac{3}{16}$, $\frac{1}{4}$, $\frac{5}{16}$, $\frac{3}{8}$ and $\frac{1}{2}$ in., for 230983, for Machines Nos. 24w1, 24w4 to 24w6 and 24w105 to	

From the library of: Diamond Needle Corp

Numerical List of Parts

No.	Plate	Name	Each
221412	---	Presser Foot Plate, for 221413	\$ 1 2
221443	---	Presser Foot (hinged) complete, 46 needle hole, for needle sizes 5 to 7, in gauges from $\frac{1}{8}$ to $\frac{11}{16}$ in., in steps of $\frac{1}{16}$ in., Nos. 202090, 202923 and 221442, for Machines Nos. 24 w 1, 24 w 4, 24 w 10, 24 w 105, 24 w 106 and 24 w 109	2 0
222301	11909	Lifting Presser Foot, 46 needle hole, needles $\frac{3}{16}$ in. apart, for needle sizes 5 to 7, in gauges $\frac{1}{8}$, $\frac{3}{16}$ and $\frac{1}{4}$ in., for 206668, 206675, 206678, 206714, 206719, 222302 and 222304	1 50
222302	11839	Vibrating Presser Foot, for 206666, 206667, 206677, 222301 and 222303	1 50
222303	11909	Lifting Presser Foot, 46 needle hole, needles $\frac{3}{16}$ in. apart, for needle sizes 5 to 7, in gauges $\frac{1}{8}$, $\frac{3}{16}$ and $\frac{1}{4}$ in., for 206668, 206675, 206678, 206714, 206719, 222302 and 222304	1 50
222304	11839	Vibrating Presser Foot, for 206666, 206667, 206677, 222301 and 222303	1 00
223900	---	Presser Foot Plate, for 223901	1 75
223901	13085	Presser Foot (hinged) complete, 50 needle hole, needles $\frac{3}{16}$ in. apart, for needle sizes 3 to 5, in $\frac{1}{8}$ in. gauge, Nos. 202090, 202923 and 223900, for felling, for Machines Nos. 24 w 1, 24 w 4, 24 w 10, 24 w 105, 24 w 106 and 24 w 109	2 50
223902	12121	Throat Plate, 50 needle hole, needles $\frac{3}{16}$ in. apart, for needle sizes 3 to 5, in gauges $\frac{1}{8}$, $\frac{3}{16}$ and $\frac{1}{4}$ in., for 211006, for Machines Nos. 24 w 1, 24 w 4 to 24 w 6 and 24 w 105 to 24 w 108	1 50
223903	---	Presser Foot Plate, for 223901	1 75
223904	11907	Presser Foot (hinged) complete, 50 needle hole, for needle sizes 3 to 5, in gauges $\frac{1}{8}$, $\frac{3}{16}$ and $\frac{1}{4}$ in., Nos. 202923, 223903 and 230795, for felling, for Machines Nos. 24 w 1, 24 w 4, 24 w 10, 24 w 105, 24 w 106 and 24 w 109	2 50
224334	---	Feed Driving Cam Fork Lever Shaft Collar, for 204197	---
225181	---	Drip Pan (long), with four wood screws $\frac{1}{2}$ in. No. 5, for Machines Nos. 24 w 105 to 24 w 109	35
225191	---	Drip Pan with four wood screws $\frac{1}{2}$ in. No. 5, for Machines Nos. 24 w 1, 24 w 4 to 24 w 6 and 24 w 10	30
225497	12345	Bobbin Case Screw Driver	10

Cancelled #224334

Numerical List of Parts

No.	Plate	Name	Each
225498	12345	Screw Driver, $7\frac{1}{4}$ in. long	\$ 15
225499	12345	Oiler Spout, 23 in. long, for 225500	02
225500	12345	" with 225499	10
225554	12345	Wrench (steel)	10
225585E	12319	Hook Saddle Screw Washer, for Machines Nos. 24 w 1, 24 w 4 to 24 w 6 and 24 w 105 to 24 w 108	02
225585H	12319	Machine Clamp Screw Washer, for 227488	02
225667	11862	Strip Reel Disc Base Rivet, for 226198 and 226199	01
225706	11853	Lap Seam Feller Base Plate Position Pin, for 226487	01
225708B	11853	Lap Seam Feller Base Plate Spring	10
225980	---	Strip Reel Disc Base, for 226198 and 226199	10
226198	---	Strip Reel Disc (9 in. diam.), with 225980 and three 225667 for 227207 and 227212	30
226199	---	Strip Reel Disc (6 in. diam.), with 225980 and three 225667 for 227212	25
226467	11530	Shirt Facing Folder Bracket Lever Hinge Screw Spring Washer, for 231241 to 231243 and 231256	05
226487	11910	Lap Seam Feller Base Plate with 225706	60
226663	11853	" " " Clamp Washer	05
227108	11863	Strip Reel Support with two 200530c, for 227212	60
227113	11863	Strip Reel Disc Rod (lower) with Strip Guide, for 227212	20
227115	11863	Strip Reel Disc Rod (upper) with Strip Guide, for 227212	20
227116	11862	Strip Reel Disc Rod Collar, for 227210.. Nos. 227203 to 227205, for 227207.	06
227203	11863	Strip Reel Supporting Rod Latch Bracket with two wood screws 1 in. No. 13	15
227204	11863	Strip Reel Disc Rod	10
227205	11862	" " " " Clamp with two 200530c	20
227207	11863	Strip Reel complete, Nos. 227203 to 227205, 227214, 227215, 227223, 227224, two 227210 and four 226198	2 50
227210	11862	Strip Reel Disc Rod Collar 227116 with 200731E and 227327, for 227207 and 227212	20
227212	11863	Double Strip Reel complete, Nos. 200047E, 227108, 227113, 227115, two each 226198, 226199 and 227210	2 50
227214	11863	Strip Reel Supporting Rod, for 227207..	25

From the library of: Diamond Needle Corp

Numerical List of Parts

No.	Plate	Name	Eac
227215	11863	Strip Reel Supporting Rod Bracket (right), with two wood screws 1 in. No. 13, for 227207	\$ 1
227223	11862	Strip Reel Supporting Rod Latch Bracket Spring (spiral), for 227207	0
227224	11862	Strip Reel Supporting Rod Latch Bracket Spring Collar with 200380c, for 227207	1
227302	11125	Knee Lifter Lifting Lever, for 227311....	1
227303	11125	" " " " " 227312..	1
227308	11125	Knee Lifter Connection Lever Lifting Rod with 202302, for 227311 and 227312	0
227311	---	Knee Lifter Connection Lever 202445 with 200224r, 200262n, 227302 and 227308, for Machines Nos. 24 w 1, 24 w 4 to 24 w 6 and 24 w 10	50
227312	---	Knee Lifter Connection Lever 202445 with 200224r, 200262n, 227303 and 227308, for Machines Nos. 24 w 105 to 24 w 109	50
227327	11862	Strip Reel Disc Rod Tension Spring (spiral), for 227210	02
227370	11126	Under Driver Cone Pulley (grooved) two speed, 4 $\frac{3}{8}$ in. and 5 $\frac{1}{2}$ in. belt diam., with 227553, for 227710	1 35
227488	12345	Machine Clamp complete, Nos. 200748n, 201582b and 225585n	20
227522	12319	Bobbin Winder Stop Latch for 227523..	10
227523	12320	Bobbin Winder complete, Nos. 200056e, 200161e, 200221e, 201537n, 202470 to 202474, 202477, 202478, 227522, three 200299n and two round head wood screws 1 $\frac{1}{2}$ in. No. 14, for 227524	1 35
227524	---	Bobbin Winder and Spool Holder complete, Nos. 202485 and 227523	1 65
227553	12322	Under Driver Cone Pulley Ball Cup complete, Nos. 204100 to 204102 and thirteen 25362, for 202457 and 227370	45
227734	11126	Under Driver Frame with 200524c, for 227738 and 227740	80
227735	11126	Under Driver Lever Brake with 200524c, 204122 and two 200374c, for 227736....	35
227736	11126	Under Driver Lever Brake 227735 with 200082b and 227737, for 227738 and 227740	60
227737	11126	Under Driver Lever Brake Belt Guard, for 227736	20
227738	---	Under Driver Transmitter complete, Nos. 202457, 202459, 202461, 202463, 202464, 204113, 204123, 227734, 227736 and three wood screws 1 $\frac{3}{8}$ in. No. 15, for 227984. .	3 00

Numerical List of Parts

No.	Plate	Name	Each
227740	---	Under Driver Transmitter complete, Nos. 202459, 202461, 202463, 202464, 204113, 204123, 227370, 227734, 227736 and three wood screws 1 $\frac{3}{8}$ in. No. 15, for 227985..	\$ 3 00
227743	---	Under Driver Driving Pulley Shaft (hollow), with 204109, 204110, 204112 and two 204111, for 202461	60
227781	11125	Knee Lifter Rock Lever with 200522c and 200529c, for 227782	35
227782	---	Knee Lifter Rock Lever 227781 with two each 202451 and 202452, for 227783 and 227787	50
227783	11125	Knee Lifter Rock Lever 227782 with 202985 and 227784	85
227784	11125	Knee Lifter Rock Lever Rod, 3 in. long, with 227785, for 227783 and 227787....	06
*227785	---	Knee Lifter Rock Lever Rod Cap or Oil Guard, for 227784	---
227787	---	Knee Lifter Rock Lever 227782 with 202203 and 227784, for Machines Nos. 24 w 105 to 24 w 109	90
227976	11126	Under Driver Treadle with 200540b, for 227977	45
227977	11126	Under Driver Treadle 227976 with 227978, for 227981	60
227978	11126	Under Driver Treadle Adjustable Connecting Slide, for 227977	15
227980	11126	Under Driver Treadle Pitman complete, Nos. 204126 and two 202468, for 227982	30
227981	---	Under Driver Treadle and Stand complete, Nos. 204127, 204128 and 227977, for 227982	75
227982	---	Under Driver Treadle and Pitman complete, Nos. 227980 and 227981, for 227984 and 227985	90
227984	---	Under Driver (ball bearing) lever pressure, right hand, two speed complete, Nos. 27070, 227738 and 227982, for Machines Nos. 24 w 1, 24 w 4, 24 w 10 24 w 105, 24 w 106 and 24 w 109	4 00
227985	---	Under Driver (ball bearing) lever pressure, right hand, two speed complete, Nos. 27070, 227740 and 227982, for Machines Nos. 24 w 5, 24 w 6, 24 w 107 and 24 w 108	4 00
229008	13085	Presser Foot, 50 needle hole, needles $\frac{3}{8}$ in. apart, for needle sizes 3 to 5, in gauges $\frac{3}{8}$, $\frac{7}{8}$ and $\frac{1}{2}$ in., for Machines Nos. 24 w 1, 24 w 4, 24 w 10, 24 w 105, 24 w 106 and 24 w 109	75

From the library of: Diamond Needle Corp

No.	Plate	Name	Each
229009	13085	Presser Foot, 50 needle hole, needles $\frac{1}{4}$ in. apart, for needle sizes 3 to 5, in gauges $\frac{11}{32}$, $\frac{3}{8}$, $\frac{1}{2}$, $\frac{5}{8}$ and $\frac{3}{4}$ in., for Machines Nos. 24 w 1, 24 w 4, 24 w 10, 24 w 105, 24 w 106 and 24 w 109	\$ 75
229092	13085	Presser Foot, 50 needle hole, needles $\frac{3}{8}$ in. apart, for needle sizes 3 to 5, in gauges $\frac{11}{32}$, $\frac{3}{8}$ and $\frac{1}{2}$ in., for Machines Nos. 24 w 1, 24 w 4, 24 w 10, 24 w 105, 24 w 106 and 24 w 109	75
Nos. 229102 to 229107, for Machines Nos. 24 w 1, 24 w 4, 24 w 10, 24 w 105, 24 w 106 and 24 w 109.			
229102	13071	Presser Foot, 46 needle hole, for needle sizes 5 to 7, in gauges from $\frac{11}{32}$ to $\frac{3}{4}$ in., in steps of $\frac{1}{32}$ inch	75
229103	13071	Presser Foot, 46 needle hole, for needle sizes 5 to 7, in gauges $\frac{1}{2}$, $\frac{5}{8}$ and $\frac{3}{4}$ inch	75
229104	13071	Presser Foot, 46 needle hole, for needle sizes 5 to 7, in gauges from $\frac{11}{32}$ to $\frac{1}{2}$ in., in steps of $\frac{1}{32}$ inch	75
229105	13072	Presser Foot, 46 needle hole, for needle sizes 5 to 7, in gauges $\frac{11}{32}$ and $\frac{1}{2}$ inch	85
229106	13072	Presser Foot, 46 needle hole, for needle sizes 5 to 7, in gauges $\frac{11}{32}$, $\frac{1}{2}$, $\frac{5}{8}$ and $\frac{3}{4}$ inch	85
229107	13072	Presser Foot, 46 needle hole, for needle sizes 5 to 7, in gauges $\frac{5}{8}$ and $\frac{3}{4}$ inch	85
229164	—	Presser Foot Plate, for 229188	1 75
Nos. 229167 to 229180, for Machines Nos. 24 w 1, 24 w 4, 24 w 10, 24 w 105, 24 w 106 and 24 w 109.			
229167	11907	Presser Foot (hinged) complete, 46 needle hole, for needle sizes 5 to 7, in gauges $\frac{5}{8}$, $\frac{1}{2}$, $\frac{3}{4}$ and $\frac{3}{8}$ in., Nos. 202923, 229195 and 230795, for felling	2 50
229168	—	Presser Foot Plate, for 229169	1 75
229169	11907	Presser Foot (hinged) complete, 46 needle hole, for needle sizes 5 to 7, in gauges $\frac{5}{8}$, $\frac{1}{2}$, $\frac{3}{4}$ and $\frac{3}{8}$ in., Nos. 202923, 229168 and 230795, for felling	2 50
229171	—	Presser Foot Plate, for 229172	1 00
229172	12175	Presser Foot (hinged) complete, 38 needle hole, for needle sizes 9 to 12, in gauges from $\frac{1}{4}$ to $\frac{3}{8}$ in., in steps of $\frac{1}{32}$ in., Nos. 202923, 229171 and 230795	1 75
229173	—	Presser Foot Plate, for 229174	1 00

No.	Plate	Name	Each
229171	12175	Presser Foot (hinged) complete, 38 needle hole, for needle sizes 9 to 12, in gauges $\frac{11}{32}$, $\frac{1}{2}$, $\frac{5}{8}$ and $\frac{3}{4}$ in., Nos. 202923, 229173 and 230795	\$1 75
229175	—	Presser Foot Plate, for 229176	1 00
229176	12175	Presser Foot (hinged) complete, 38 needle hole, for needle sizes 9 to 12, in gauges $\frac{11}{32}$, $\frac{1}{2}$, $\frac{5}{8}$ and $\frac{3}{4}$ in., Nos. 202923, 229175 and 230795	1 75
229177	—	Presser Foot Plate, for 229178	1 10
229178	12175	Presser Foot (hinged) complete, 38 needle hole, for needle sizes 9 to 12, in gauges $\frac{11}{32}$ and $\frac{1}{2}$ in., Nos. 202923, 229177 and 230795	1 85
229179	—	Presser Foot Plate, for 229180	1 10
229180	12175	Presser Foot (hinged) complete, 38 needle hole, for needle sizes 9 to 12, in gauges $\frac{11}{32}$, $\frac{1}{2}$, $\frac{5}{8}$ and $\frac{3}{4}$ in., Nos. 202923, 229179 and 230795	1 85
229181	—	Presser Foot Plate, for 229935	1 75
229188	11907	Presser Foot (hinged) complete, 46 needle hole, for needle sizes 5 to 7, in gauges $\frac{1}{2}$, $\frac{5}{8}$ and $\frac{3}{4}$ in., Nos. 202926, 229164 and 230795, for felling, for Machines Nos. 24 w 1, 24 w 4, 24 w 10, 24 w 105, 24 w 106 and 24 w 109	2 50
Nos. 229191 to 229198, for Machines Nos. 24 w 1, 24 w 4, 24 w 10, 24 w 105, 24 w 106 and 24 w 109.			
229191	—	Presser Foot Plate, for 229192	1 75
229192	13085	Presser Foot (hinged) complete, 50 needle hole, needles $\frac{3}{8}$ in. apart, for needle sizes 3 to 5, in gauges $\frac{11}{32}$, $\frac{3}{8}$ and $\frac{1}{2}$ in., Nos. 202923, 229191 and 230795, for felling	2 50
229193	—	Presser Foot Plate, for 229194	1 75
229194	13085	Presser Foot (hinged) complete, 46 needle hole, for needle sizes 5 to 7, in gauges $\frac{1}{2}$, $\frac{5}{8}$ and $\frac{3}{4}$ in., Nos. 202923, 229193 and 230795, for felling	2 50
229195	—	Presser Foot Plate, for 229167	1 75
229197	—	" " " " 229198	1 75
229198	11907	Presser Foot (hinged) complete, 46 needle hole, for needle sizes 5 to 7, in gauges $\frac{11}{32}$, $\frac{1}{2}$, $\frac{5}{8}$ and $\frac{3}{4}$ in., Nos. 202923, 229197 and 230795, for felling	2 50
Nos. 229201 to 229204, for Machines Nos. 24 w 1, 24 w 4, 24 w 10, 24 w 105, 24 w 106 and 24 w 109.			
229201	—	Presser Foot Plate, for 229202	1 75

From the library of: Diamond Needle Corp

No.	Plate	Name	Each
229202	11908	Presser Foot (hinged) complete, 46 needle hole, for needle sizes 5 to 7, in gauges from $\frac{1}{16}$ to $\frac{1}{8}$ in., in steps of $\frac{1}{32}$ in., Nos. 202923, 229201 and 230795, for felling	2 50
229203	---	Presser Foot Plate, for 229201	1 75
229204	11908	Presser Foot (hinged) complete, 46 needle hole, for needle sizes 5 to 7, in gauges $\frac{1}{16}$, $\frac{1}{8}$, $\frac{3}{16}$ and $\frac{1}{4}$ in., Nos. 202923, 229203 and 230795, for felling	2 50
Nos. 229215 to 229228, for felling, for Machines Nos. 24 w 1, 24 w 4, 24 w 10, 24 w 105, 24 w 106 and 24 w 109.			
229215	---	Presser Foot Plate, for 229216	1 75
229216	13085	Presser Foot (hinged) complete, 46 needle hole, for needle sizes 5 to 7, in gauges $\frac{1}{16}$, $\frac{1}{8}$, $\frac{3}{16}$ and $\frac{1}{4}$ in., Nos. 202926, 229215 and 230795	2 50
229217	---	Presser Foot Plate, for 229218	1 75
229218	11907	Presser Foot (hinged) complete, 46 needle hole, for needle sizes 5 to 7, in gauges $\frac{1}{16}$, $\frac{1}{8}$ and $\frac{3}{16}$ in., Nos. 202930, 229217 and 230795	2 50
229219	---	Presser Foot Plate, for 229220	1 75
229220	13090	Presser Foot (hinged) complete, 38 needle hole, for needle sizes 9 to 12, in gauges from $\frac{1}{16}$ to $\frac{1}{4}$ in., in steps of $\frac{1}{32}$ in., Nos. 202923, 229219 and 230795.	2 50
229221	---	Presser Foot Plate, for 229222	1 75
229222	13090	Presser Foot (hinged) complete, 38 needle hole, for needle sizes 9 to 12, in gauges $\frac{1}{16}$, $\frac{1}{8}$, $\frac{3}{16}$ and $\frac{1}{4}$ in., Nos. 202923, 229221 and 230795	2 50
229223	---	Presser Foot Plate, for 229224	1 75
229224	13090	Presser Foot (hinged) complete, 38 needle hole, for needle sizes 9 to 12, in gauges $\frac{1}{16}$, $\frac{1}{8}$, $\frac{3}{16}$ and $\frac{1}{4}$ in., Nos. 202923, 229223 and 230795	2 50
229225	---	Presser Foot Plate, for 229226	1 75
229226	13091	Presser Foot (hinged) complete, 38 needle hole, for needle sizes 9 to 12, in gauges $\frac{1}{16}$ and $\frac{1}{8}$ in., Nos. 202923, 229225 and 230795	2 50
229227	---	Presser Foot Plate, for 229228	1 75
229228	13091	Presser Foot (hinged) complete, 38 needle hole, for needle sizes 9 to 12, in gauges $\frac{1}{16}$, $\frac{1}{8}$, $\frac{3}{16}$ and $\frac{1}{4}$ in., Nos. 202923, 229227 and 230795	2 50

No.	Plate	Name	Each
Nos. 229241 to 229254, for Machines Nos. 24 w 1, 24 w 4, 24 w 10, 24 w 105, 24 w 106 and 24 w 109.			
229241	---	Presser Foot Plate, for 229242	\$1 15
229242	13092	Presser Foot (hinged) complete, 46 needle hole, for needle sizes 5 to 7, in gauges $\frac{1}{16}$, $\frac{1}{8}$, $\frac{3}{16}$ and $\frac{1}{4}$ in., Nos. 202090, 202923 and 229241	1 90
229243	---	Presser Foot Plate, for 229244	1 15
229244	13092	Presser Foot (hinged) complete, 46 needle hole, for needle sizes 5 to 7, in gauges $\frac{1}{16}$, $\frac{1}{8}$ and $\frac{3}{16}$ in., Nos. 202090, 202923 and 229243	1 90
229245	---	Presser Foot Plate, for 229246	1 15
229246	13093	Presser Foot (hinged) complete, 46 needle hole, for needle sizes 5 to 7, in gauges $\frac{1}{16}$ and $\frac{1}{8}$ in., Nos. 202090, 202923 and 229245	1 90
229247	---	Presser Foot Plate, for 229248	1 25
229248	13093	Presser Foot (hinged) complete, 46 needle hole, for needle sizes 5 to 7, in gauges $\frac{1}{16}$, $\frac{1}{8}$ and $\frac{3}{16}$ in., Nos. 202090, 202923 and 229247	2 00
229249	---	Presser Foot Plate, for 229250	1 25
229250	13093	Presser Foot (hinged) complete, 46 needle hole, for needle sizes 5 to 7, in gauges $\frac{1}{16}$, $\frac{1}{8}$ and $\frac{3}{16}$ in., Nos. 202090, 202923 and 229249	2 00
229253	---	Presser Foot Plate, for 229254	1 25
229254	13093	Presser Foot (hinged) complete, 46 needle hole, for needle sizes 5 to 7, in gauges $\frac{1}{16}$, $\frac{1}{8}$, $\frac{3}{16}$, $\frac{1}{4}$, and $\frac{1}{2}$ in., Nos. 202090, 202923 and 229253	2 00
229321	---	Presser Foot Plate, for 229322	1 75
229322	11907	Presser Foot (hinged) complete, 46 needle hole, for needle sizes 5 to 7, in gauges $\frac{1}{16}$, $\frac{1}{8}$ and $\frac{3}{16}$ in., Nos. 202926, 229321 and 230795, for felling, for Machines Nos. 24 w 1, 24 w 4, 24 w 10, 24 w 105, 24 w 106 and 24 w 109	2 50
229368	---	Presser Foot Plate, for 229369	1 75
229369	11907	Presser Foot (hinged) complete, 46 needle hole, for needle sizes 5 to 7, in gauges $\frac{1}{16}$, $\frac{1}{8}$ and $\frac{3}{16}$ in., Nos. 202923, 229368 and 230795, for felling, for Machines Nos. 24 w 1, 24 w 4, 24 w 10, 24 w 105, 24 w 106 and 24 w 109	2 50

From the library of: Diamond Needle Corp

Numerical List of Parts

No.	Plate	Name	Eac
229559	13085	Presser Foot, 46 needle hole, needles $\frac{3}{16}$ in. apart, for needle sizes $\frac{3}{8}$ to $\frac{5}{8}$ in. gauges $\frac{1}{8}$, $\frac{3}{16}$ and $\frac{1}{4}$ in., for felling, for Machines Nos. 24 w 1, 24 w 4, 24 w 10, 24 w 105, 24 w 106 and 24 w 109	\$1 00
229560	—	Presser Foot Plate, for 229561	1 75
229561	11908	Presser Foot (hinged) complete, 46 needle hole, for needle sizes 5 to 7, in gauges $\frac{1}{8}$, $\frac{3}{16}$ and $\frac{1}{4}$ in., Nos. 202926, 229560 and 230795, for felling, for Machines Nos. 24 w 1, 24 w 4, 24 w 10, 24 w 105, 24 w 106 and 24 w 109	2 50
		Nos. 229573 to 229578, for Machines Nos. 24 w 1, 24 w 4, 24 w 10, 24 w 105, 24 w 106 and 24 w 109.	
229573	13071	Presser Foot, 46 needle hole, for needle sizes 5 to 7, in gauges from $\frac{1}{8}$ to $\frac{1}{4}$ in., in steps of $\frac{1}{16}$ inch	75
229575	13071	Presser Foot, 46 needle hole, for needle sizes 5 to 7, in gauges from $\frac{3}{8}$ to $\frac{1}{2}$ in., in steps of $\frac{1}{16}$ inch	75
229577	13072	Presser Foot, 46 needle hole, for needle sizes 5 to 7, in gauges from $\frac{3}{8}$ to $\frac{1}{2}$ in., in steps of $\frac{1}{16}$ inch	85
229578	13072	Presser Foot, 46 needle hole, for needle sizes 5 to 7, in $\frac{3}{8}$ in. gauge	85
229641	14066	Lifting Presser Foot, 46 needle hole, for needle sizes 5 to 7, in gauges from $\frac{1}{8}$ to $\frac{1}{4}$ in., in steps of $\frac{1}{16}$ in., for 206671	2 00
229642	14066	Lifting Presser Foot, 46 needle hole, for needle sizes 5 to 7, in gauges $\frac{3}{8}$ and $\frac{1}{2}$ in., for 206661	2 00
229645	14066	Vibrating Presser Foot, for 229970, for Machines Nos. 24 w 5, 24 w 6, 24 w 107 and 24 w 108	1 50
229646	14067	Lifting Presser Foot, 50 needle hole, for needle sizes 3 to 5, in gauges $\frac{1}{8}$, $\frac{3}{16}$ and $\frac{1}{4}$ in., for 206690	2 00
		Nos. 229648 to 229658, for Machines Nos. 24 w 5, 24 w 6, 24 w 107 and 24 w 108.	
229648	14067	Lifting Presser Foot, 46 needle hole, for needle sizes 5 to 7, in gauges from $\frac{1}{8}$ to $\frac{1}{4}$ in., in steps of $\frac{1}{16}$ in., for 229649	2 50
229649	14067	Vibrating Presser Foot, for 206682 and 229648	1 50
229650	14067	Lifting Presser Foot, 46 needle hole, for needle sizes 5 to 7, in gauges $\frac{1}{8}$, $\frac{3}{16}$, $\frac{1}{4}$, $\frac{3}{8}$ and $\frac{1}{2}$ in., for 229651	2 00

Numerical List of Parts

No.	Plate	Name	Each
229651	14067	Vibrating Presser Foot, for 229650 and 229658	\$ 1 50
229652	14067	Lifting Presser Foot, 46 needle hole, for needle sizes 5 to 7, in gauges from $\frac{1}{8}$ to $\frac{1}{4}$ in., in steps of $\frac{1}{16}$ in., for 229653	2 50
229653	14067	Vibrating Presser Foot, for 229652 and 229667	1 50
229654	14068	Lifting Presser Foot, 46 needle hole, for needle sizes 5 to 7, in gauges $\frac{1}{8}$, $\frac{1}{4}$, $\frac{3}{8}$ and $\frac{1}{2}$ in., for 229655	3 00
229655	14068	Vibrating Presser Foot, for 229654	2 00
229656	14068	Lifting Presser Foot, 46 needle hole, for needle sizes 5 to 7, in gauges $\frac{1}{8}$, $\frac{1}{4}$, $\frac{3}{8}$, $\frac{1}{2}$ and $\frac{5}{8}$ in., for felling, for 206671	2 50
229657	14068	Lifting Presser Foot, 46 needle hole, for needle sizes 5 to 7, in gauges $\frac{3}{8}$ and $\frac{1}{2}$ in., for felling, for 206661	2 50
229658	14068	Lifting Presser Foot, 46 needle hole, for needle sizes 5 to 7, in gauges from $\frac{1}{8}$ to $\frac{1}{4}$ in., in steps of $\frac{1}{16}$ in., for felling, for 229651	2 50
229667	11908	Lifting Presser Foot, 46 needle hole, for needle sizes 5 to 7, in gauges from $\frac{1}{8}$ to $\frac{1}{4}$ in., in steps of $\frac{1}{16}$ in., for felling, for 229653	3 00
229838	14062	Vibrating Presser Bar Position Stop, for Machines Nos. 24 w 5, 24 w 6, 24 w 107 and 24 w 108	1 75
229839	—	Presser Foot Plate, for 229840	1 75
229840	11908	Presser Foot (hinged) complete, 46 needle hole, for needle sizes 5 to 7, in gauges $\frac{1}{8}$, $\frac{1}{4}$, $\frac{3}{8}$ and $\frac{1}{2}$ in., Nos. 202926, 229839 and 230795, for felling, for Machines Nos. 24 w 1, 24 w 4, 24 w 10, 24 w 105, 24 w 106 and 24 w 109	2 50
229935	11907	Presser Foot (hinged) complete, 46 needle hole, for needle sizes 5 to 7, in gauges $\frac{1}{8}$, $\frac{1}{4}$, $\frac{3}{8}$ and $\frac{1}{2}$ in., Nos. 202926, 229181 and 230795, for felling, for Machines Nos. 24 w 1, 24 w 4, 24 w 10, 24 w 105, 24 w 106 and 24 w 109	2 50
229964	—	Presser Foot Plate, for 229965	1 75
229965	11908	Presser Foot (hinged) complete, 46 needle hole, for needle sizes 5 to 7, in gauges from $\frac{1}{8}$ to $\frac{1}{4}$ in., in steps of $\frac{1}{16}$ in., Nos. 202930, 229964 and 230795, for felling, for Machines Nos. 24 w 1, 24 w 4, 24 w 10, 24 w 105, 24 w 106 and 24 w 109	2 50

No.	Plate	Name	Each
229970	11909	Lifting Presser Foot, 46 needle hole, for needle sizes 5 to 7, in $\frac{1}{4}$ in. gauge, for 229645	\$ 2 00
230016	14530	Shirt Facing Folder Arm Bracket with 200174b, 200336b and 201537E, for 231241 to 231243 and 231256	1 00
230017	14530	Shirt Facing Folder Bracket Lever, for folds from $\frac{3}{8}$ to $\frac{11}{16}$ in., for 231241	75
230018	11910	Strip Folder (lower) with 230029, folds both edges of the under strip over, for 231282 to 231289	4 50
230020	11910	Shirt Facing Folder (upper) with 230026, folds both edges of the upper strip under, for 231282 to 231285	4 75
230021	11910	Strip Folder (lower) with 230031 and 230032, folds both edges of the under strip over, for 231290 to 231293	5 00
230024	14530	Shirt Facing Folder Bracket Lever, for folds from 1 to $1\frac{1}{8}$ in., for 231242	75
230025	14530	Shirt Facing Folder Bracket Lever, for folds from $1\frac{1}{8}$ to $2\frac{1}{8}$ in., for 231243	75
*230026	---	Shirt Facing Folder Bracket, for 230020	--
*230029	---	Strip Folder Shank, for 230018	--
*230031	---	" " Cloth Guide, for 230021	--
*230032	---	" " Shank, for 230021	--
230035	11846	Lap Seam Feller on Shank (left hand). For corsets. Has a Separator which prevents the "turned in" edges from overlapping, for $\frac{5}{8}$ to $\frac{3}{4}$ in. gauge machines. For L, M or MH material. Has no yielding spring	3 40
230036	11846	Lap Seam Feller on Shank (right hand). For corsets. Has a Separator which prevents the "turned in" edges from overlapping. For $\frac{5}{8}$ to $\frac{3}{4}$ in. gauge machines. For L, M or MH material. Has no yielding spring	3 40
230037	11847	Lap Seam Feller on Shank (left hand). For corsets. Made extra short for small curves. Has a Separator which prevents the "turned in" edges from overlapping. For $\frac{5}{8}$ to $\frac{3}{4}$ in. gauge machines. For L, M or MH material. Has no yielding spring	3 40

No.	Plate	Name	Each
230038	11847	Lap Seam Feller on Shank (right hand). For corsets. Made extra short for small curves. Has a Separator which prevents the "turned in" edges from overlapping. For $\frac{5}{8}$ to $\frac{3}{4}$ in. gauge machines. For L, M or MH material. Has no yielding spring	3 40
230039	11847	Lap Seam Feller on Shank (left hand), for $\frac{1}{8}$ to $\frac{5}{8}$ in. gauge machines. For F, L or M material. Has no yielding spring	3 40
230040	11848	Lap Seam Feller on Shank (right hand), for $\frac{1}{8}$ to $\frac{5}{8}$ in. gauge machines. For F, L or M material. Has no yielding spring	3 40
230041	11848	Lap Seam Feller on Shank (left hand), for $\frac{1}{8}$ to $\frac{3}{4}$ in. gauge machines. For F, L, M or MH material. Has no yielding spring	3 40
230042	11848	Lap Seam Feller on Shank (right hand), for $\frac{1}{8}$ to $\frac{3}{4}$ in. gauge machines. For F, L, M or MH material. Has no yielding spring	3 40
230043	11846	Lap Seam Feller on Shank (right hand), for $\frac{1}{4}$ to $\frac{3}{4}$ in. gauge machines. For H, XH, XXH or XXXH material. Has no yielding spring	3 40
230044	11849	Lap Seam Feller on Shank (left hand), for $\frac{1}{4}$ to $\frac{3}{4}$ in. gauge machines. For H, XH, XXH or XXXH material. Has no yielding spring	3 40
230045	11849	Lap Seam Feller on Shank (left hand), for $\frac{1}{8}$ to $\frac{3}{4}$ in. gauge machines. For M, MH, H, XH, XXH, XXXH or XXXXH material. Has no yielding spring	3 40
230046	11850	Lap Seam Feller on Shank (right hand), for $\frac{1}{8}$ to $\frac{3}{4}$ in. gauge machines. For M, MH, H, XH, XXH, XXXH or XXXXH material. Has no yielding spring	3 40
230047	11851	Lap Seam Feller on Shank (left hand). For general work. For $\frac{1}{8}$ to $\frac{3}{4}$ in. gauge machines. For F, L, M, MH or H material. Has yielding spring	3 40
230048	11851	Lap Seam Feller on Shank (right hand). For general work. For $\frac{1}{8}$ to $\frac{3}{4}$ in. gauge machines. For F, L, M, MH or H material. Has yielding spring	3 40

No.	Plate	Name	Each
230049	11850	Lap Seam Feller on Shank (left hand). Made short for felling curves. For $\frac{1}{8}$ to $\frac{5}{8}$ in. gauge machines. For F, L, M, MH or H material. Has yielding spring	3 4
230050	11852	Lap Seam Feller on Shank (right hand). Made short for felling curves. For $\frac{1}{8}$ to $\frac{5}{8}$ in. gauge machines. For F, L, M, MH or H material. Has yielding spring	3 4
230055	11851	Lap Seam Feller on Shank (left hand). For general work. For $\frac{1}{4}$ to $\frac{3}{4}$ in. gauge machines. For XII, XXII or XXXII material. Has yielding spring	3 4
230056	11852	Lap Seam Feller on Shank (right hand). For general work. For $\frac{1}{4}$ to $\frac{3}{4}$ in. gauge machines. For XII, XXII or XXXII material. Has yielding spring	3 40
230078	11853	Lap Seam Feller on Shank (left hand), for $\frac{1}{8}$ to $\frac{5}{8}$ in. gauge machines. For F, L, M, MH or H material. Has yielding spring	3 40
230079	11853	Lap Seam Feller on Shank (right hand), for $\frac{1}{8}$ to $\frac{5}{8}$ in. gauge machines. For F, L, M, MH or H material. Has yielding spring	3 40
230086	11860	Lap Seam Guide, for $\frac{3}{8}$ to $\frac{3}{4}$ in. gauge machines. For L, M, MH, H, XII, XXII, XXXII or XXXXII material	2 40
230102	11910	Shirt Facing Folder Bracket Lever, for folds from $2\frac{3}{4}$ in. or over, for 231256	75
230129	11860	Strip Presser Foot, in gauges from $\frac{1}{8}$ to $\frac{3}{4}$ in., in steps of $\frac{1}{8}$ in., folds and lays a strip	2 50
230137	11860	Strip Presser Foot, in gauges from $\frac{1}{4}$ to $\frac{3}{4}$ in., in steps of $\frac{1}{8}$ in., folds and lays a strip and inserts a puckering string at one operation	4 00
230138	11860	Strip Presser Foot, in gauges from $\frac{1}{8}$ to $\frac{3}{4}$ in., in steps of $\frac{1}{8}$ in., folds and lays a strip	3 50
230795	11902	Presser Foot Hinge Pin, for 223904, 229167, 229169, 229172, 229174, 229176, 229178, 229180, 229188, 229192, 229194, 229198, 229202, 229204, 229216, 229218, 229220, 229222, 229224, 229226, 229228, 229322, 229369, 229561, 229840, 229935 and 229965	01

No.	Plate	Name	Each
30830	---	Presser Foot Plate, for 230831	\$1 75
30831	11908	Presser Foot (hinged) complete, 46 needle hole, for needle sizes 5 to 7, in $\frac{3}{8}$ in. gauge, Nos. 202090, 202923 and 230830, for felling, for Machines Nos. 24 w 1, 24 w 4, 24 w 10, 24 w 105, 24 w 106 and 24 w 109	2 50
30971	11905	Throat Plate, 50 needle hole, for needle sizes 3 to 5, in gauges $\frac{5}{8}$, $\frac{3}{4}$, $1\frac{1}{8}$, $1\frac{3}{8}$ and $\frac{3}{4}$ in., for 230983, for Machines Nos. 24 w 1, 24 w 4 to 24 w 6 and 24 w 105 to 24 w 108	1 25
30983	11906	Feed Dog, for 230971	60
31241	11910	Shirt Facing Folder Arm Bracket complete, Nos. 200268B, 201531E, 226467, 230016, 230017, two each 200157B, 200164B and 201539E, for 231282, 231286 and 231290	2 25
231242	---	Shirt Facing Folder Arm Bracket complete, Nos. 200268B, 201531E, 226467, 230016, 230024, two each 200157B, 200164B and 201539E, for 231283, 231287 and 231291	2 25
231243	---	Shirt Facing Folder Arm Bracket complete, Nos. 200268B, 201531E, 226467, 230016, 230025, two each 200157B, 200164B and 201539E, for 231284, 231288 and 231292	2 25
231256	---	Shirt Facing Folder Arm Bracket complete, Nos. 200268B, 201531E, 226467, 230016, 230102, two each 200157B, 200164B and 201539E, for 231285, 231289 and 231293	2 25
231281	11910	Shirt Facing Folder (upper) with Interlining Guide, folds both edges of the upper strip under, for 231286 to 231293	5 75
231282	---	Shirt Facing Folder and Bracket complete, for folds from $\frac{3}{4}$ to $1\frac{1}{8}$ in., Nos. 230018, 230020 and 231241	11 50
231283	---	Shirt Facing Folder and Bracket complete, for folds from 1 to $1\frac{1}{8}$ in., Nos. 230018, 230020 and 231242	11 50
231284	---	Shirt Facing Folder and Bracket complete, for folds from $1\frac{1}{8}$ to $2\frac{1}{8}$ in., Nos. 230018, 230020 and 231243	11 50
231285	---	Shirt Facing Folder and Bracket complete, for folds $2\frac{1}{8}$ in. and wider, Nos. 230018, 230020 and 231256	11 50

From the library of: Diamond Needle Corp

No.	Plate	Name	Et
231286	----	Shirt Facing Folder and Bracket complete, for folds from $\frac{3}{4}$ to $\frac{31}{32}$ in., Nos. 230018, 231241 and 231281	\$12
231287	----	Shirt Facing Folder and Bracket complete, for folds from 1 to $1\frac{11}{32}$ in., Nos. 230018, 231242 and 231281	12
231288	----	Shirt Facing Folder and Bracket complete, for folds from $1\frac{7}{8}$ to $2\frac{11}{32}$ in., Nos. 230018, 231243 and 231281	12
231289	----	Shirt Facing Folder and Bracket complete, for folds $2\frac{11}{32}$ in. and wider, Nos. 230018, 231256 and 231281	12
231290	----	Shirt Facing Folder and Bracket complete, for folds from $\frac{3}{4}$ to $\frac{31}{32}$ in., Nos. 230021, 231241 and 231281	13 0
231291	----	Shirt Facing Folder and Bracket complete, for folds from 1 to $1\frac{11}{32}$ in., Nos. 230021, 231242 and 231281	13 0
231292	----	Shirt Facing Folder and Bracket complete, for folds from $1\frac{7}{8}$ to $2\frac{11}{32}$ in., Nos. 230021, 231243 and 231281	13 0
231293	----	Shirt Facing Folder and Bracket complete, for folds $2\frac{11}{32}$ in. and wider, Nos. 230021, 231256 and 231281	13 0
231383	11903	Needle Holder, in gauges from $\frac{3}{8}$ to $\frac{1}{2}$ in., in steps of $\frac{1}{32}$ in., with 201030F and two 200141F	1 2
231385	11903	Needle Holder, in gauges from $\frac{13}{32}$ to $\frac{3}{4}$ in., in steps of $\frac{1}{32}$ in., with 201030F and two 200141F	1 5
231388	11903	Needle Holder, needles $\frac{3}{8}$ in. apart and must be set diagonally, in gauges $\frac{13}{32}$, $\frac{1}{2}$ and $\frac{1}{4}$ in., with 201030F and two 200141F	1 00
231389	11903	Needle Holder, needles $\frac{1}{4}$ in. apart and must be set diagonally, in gauges $\frac{13}{32}$, $\frac{1}{2}$, $\frac{3}{4}$ and $\frac{3}{8}$ in., with 201030F and two 200141F	1 00
231390	11904	Needle Bar (hollow)	80

ILLUSTRATIONS

PLATE 10483-FULL SIZE

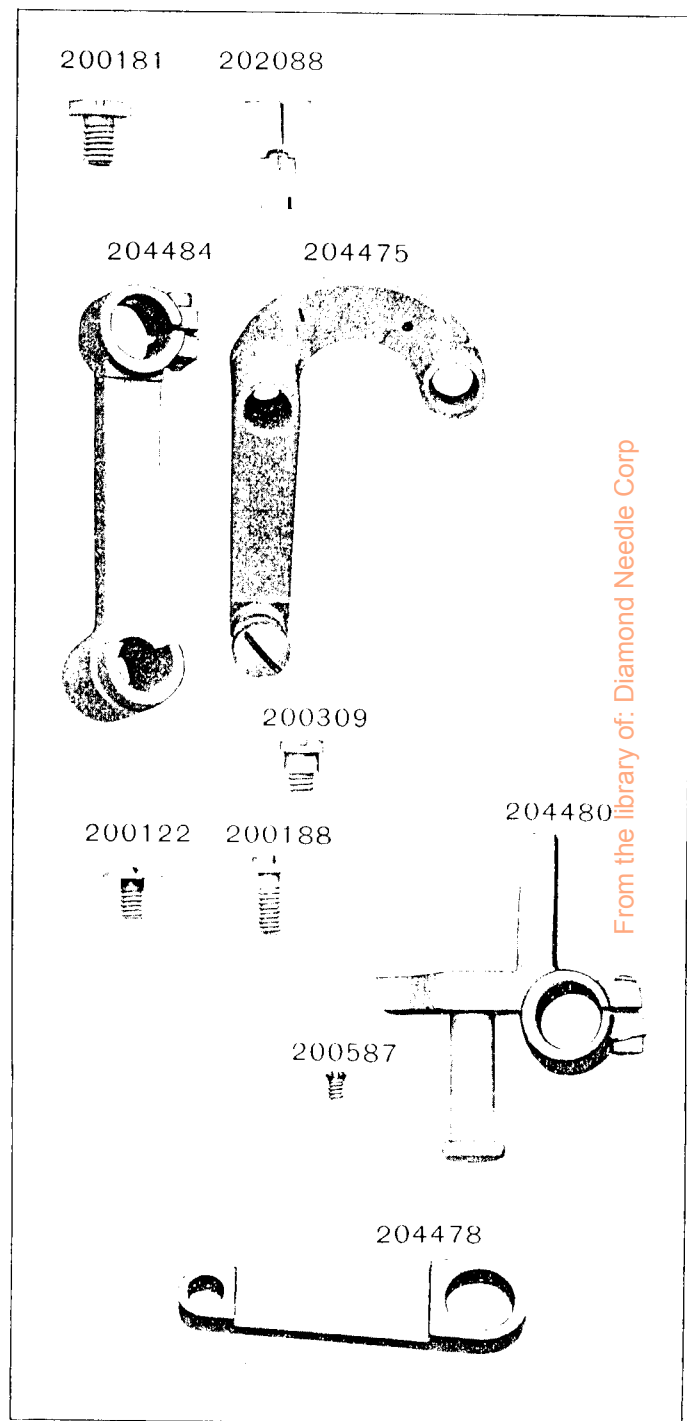


PLATE 10278—ONE-FOURTH SIZE

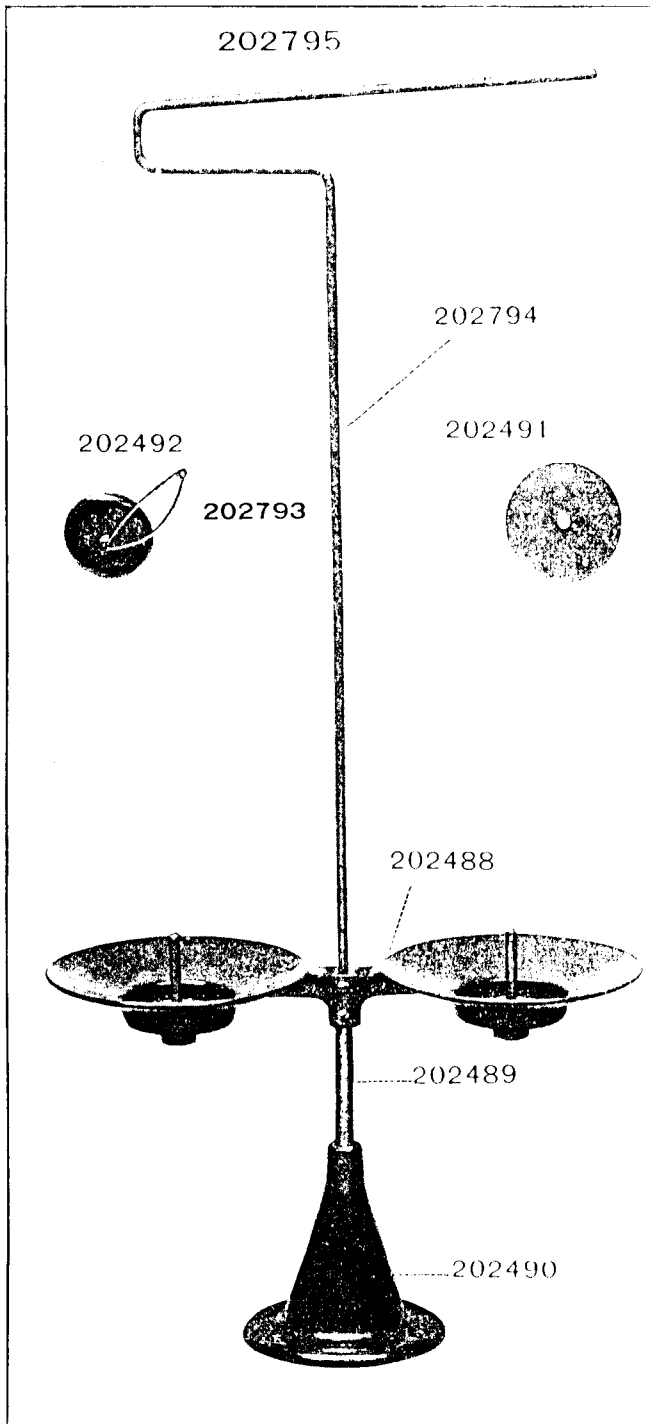
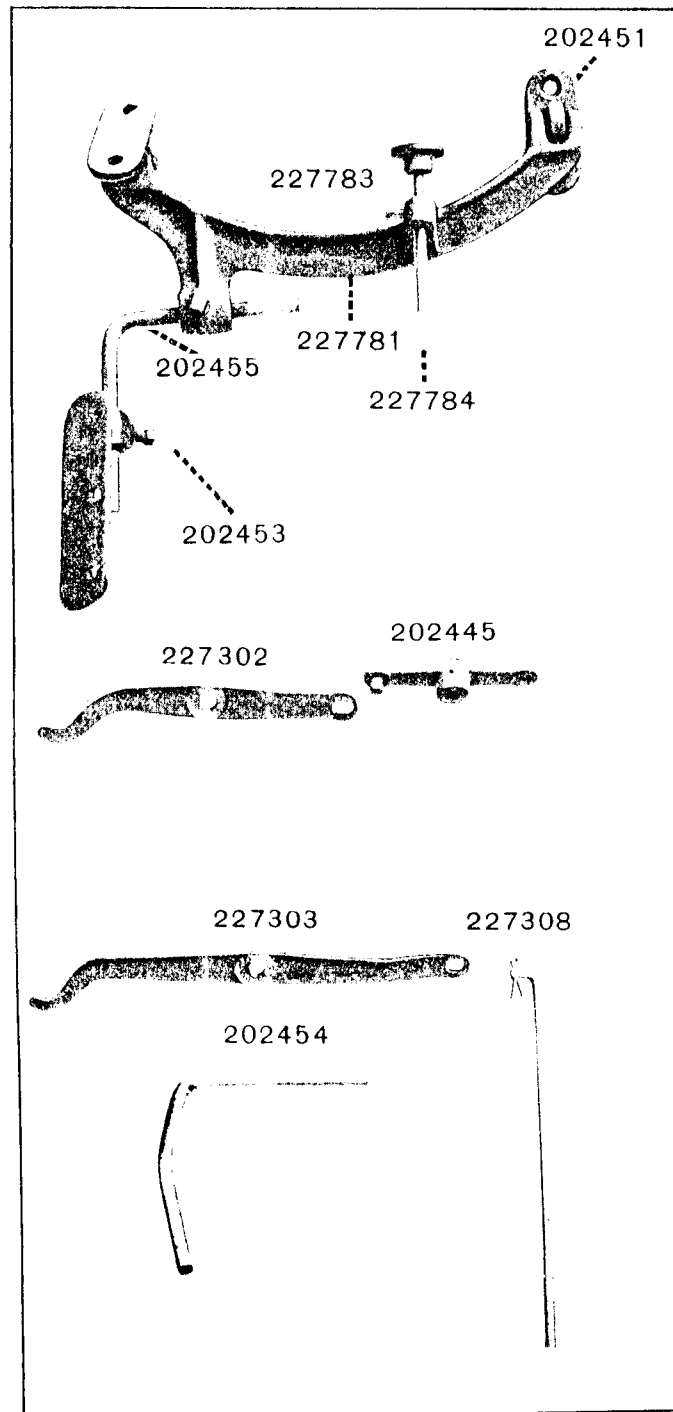


PLATE 11125 —ONE—FOURTH SIZE



From the library of: Diamond Needle Corp

PLATE 11126—ONE-SIXTH SIZE

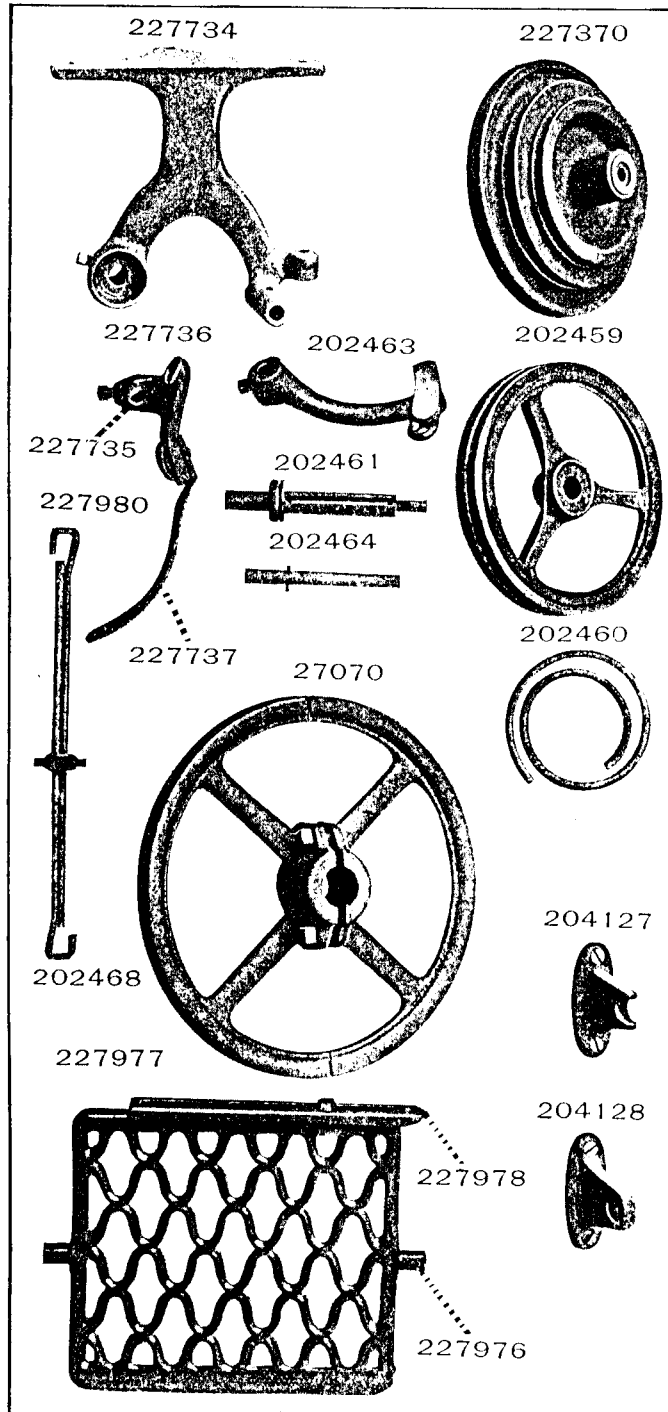
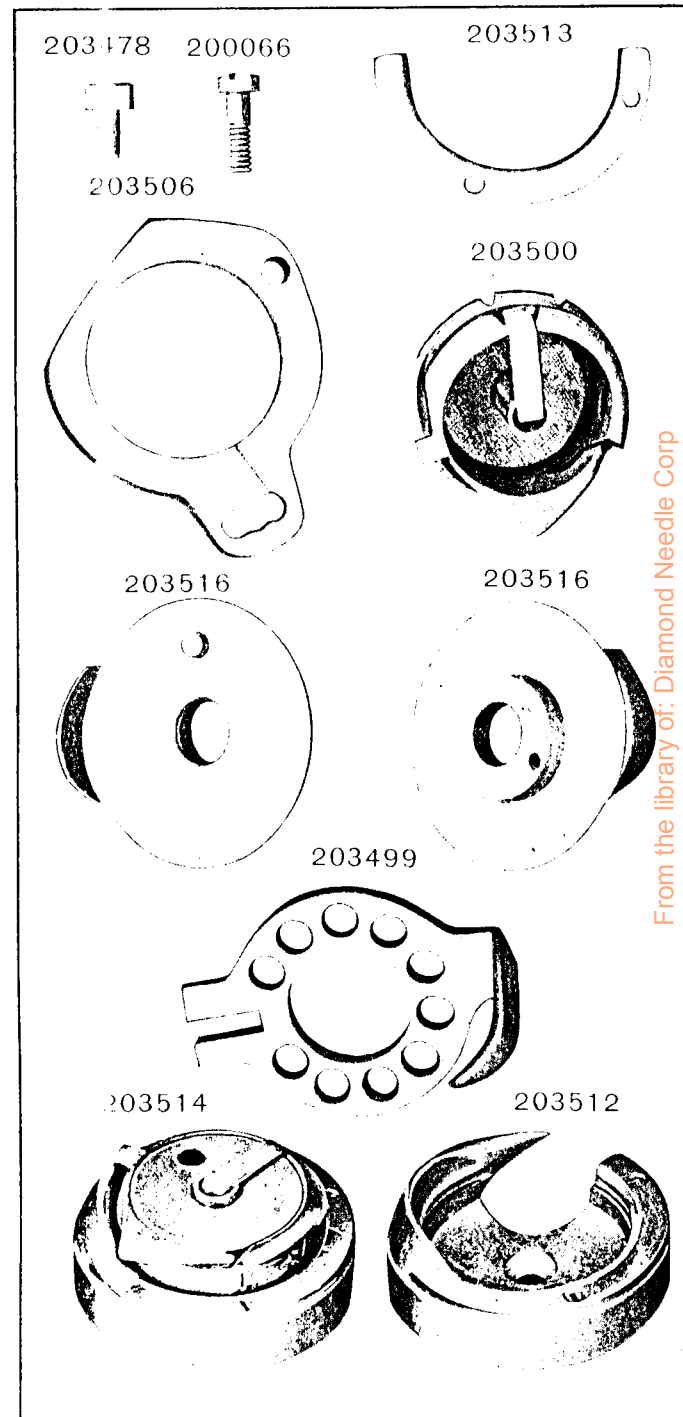



PLATE 11235—FULL SIZE




From the library of: Diamond Needle Corp

PLATE 11236-ONE-HALF SIZE


203518



203518



203508



203512



203519

№ 9 OUTFIT

203499 203506 203516 203516



203470



203500



203478




203241




PLATE 11839-FULL SIZE


206670




206675



206678




206661




206690



206671



206668




206710



206713



206714




206719



222302




222304



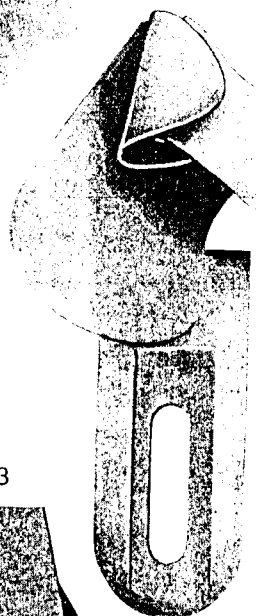
From the library of: Diamond Needle Corp

PLATE 11846 -FULL SIZE

230035



230036



230043






PLATE 11847 -FULL SIZE


230037



230038



230039



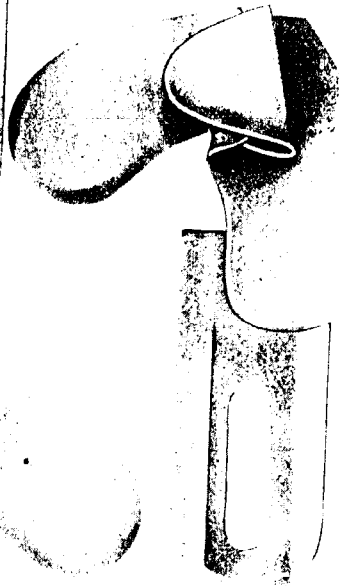
From the library of: Diamond Needle Corp

PLATE 11848 -FULL SIZE

230040



230041



230042


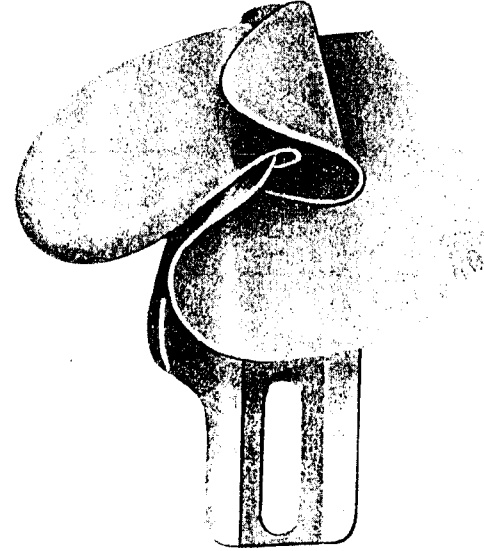


PLATE 11849 -FULL SIZE

230044



230045

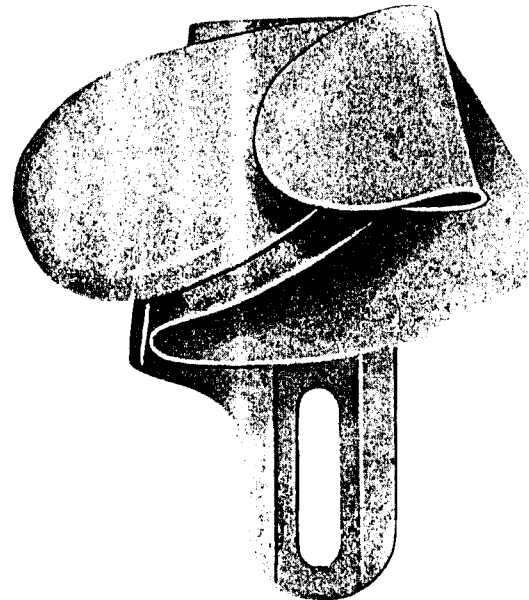
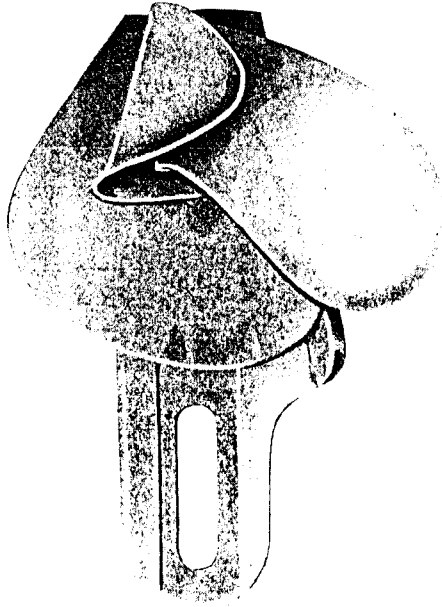


PLATE 11850 -FULL SIZE

230046



230049

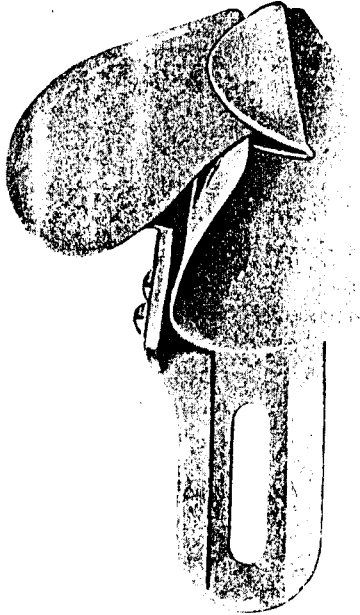
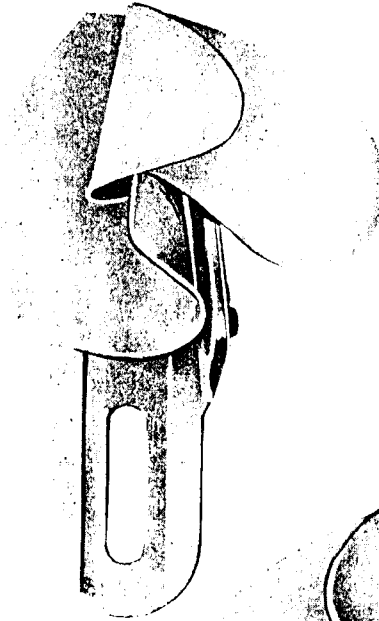


PLATE 11851 -FULL SIZE

230048



230047



230055

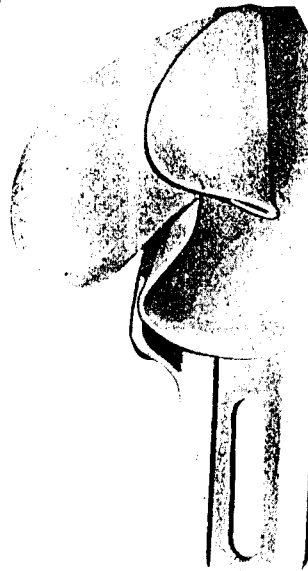
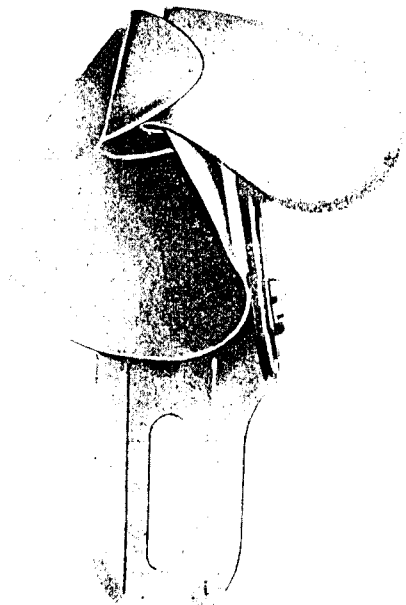


PLATE 11852 -FULL SIZE

230050



230056

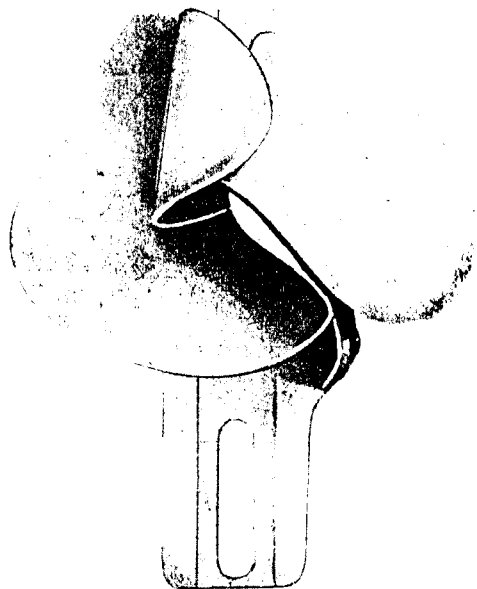
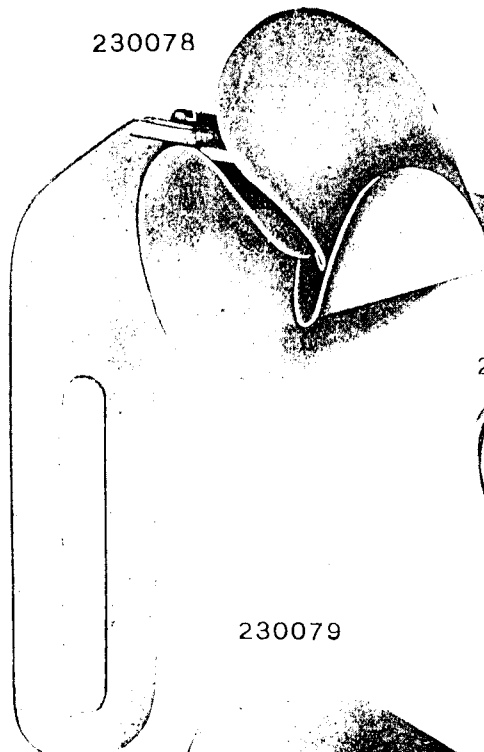


PLATE 11853 -FULL SIZE

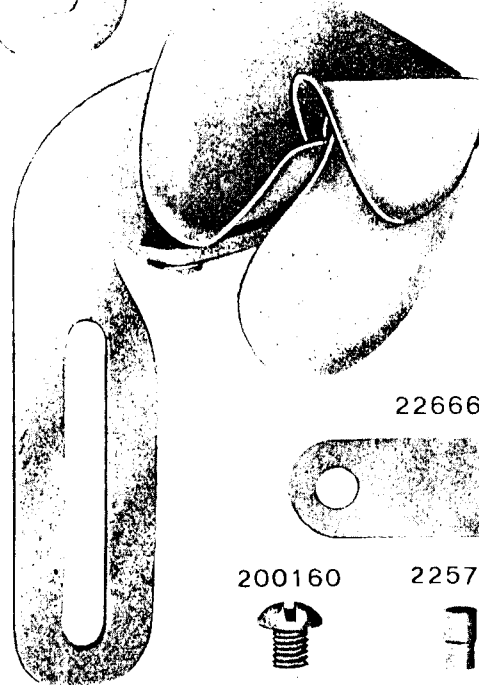
230078



225708



230079



200246



226663



200160




225706

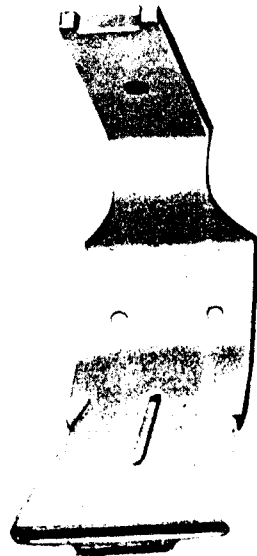


PLATE 11860-FULL SIZE


230086



230137



230129



230138



PLATE 11862-FULL SIZE

225867



227205



200530



227116




227210



200731



227327



227223



227224



200380



597

200017



200540



PLATE 11863-ONE-FOURTH SIZE

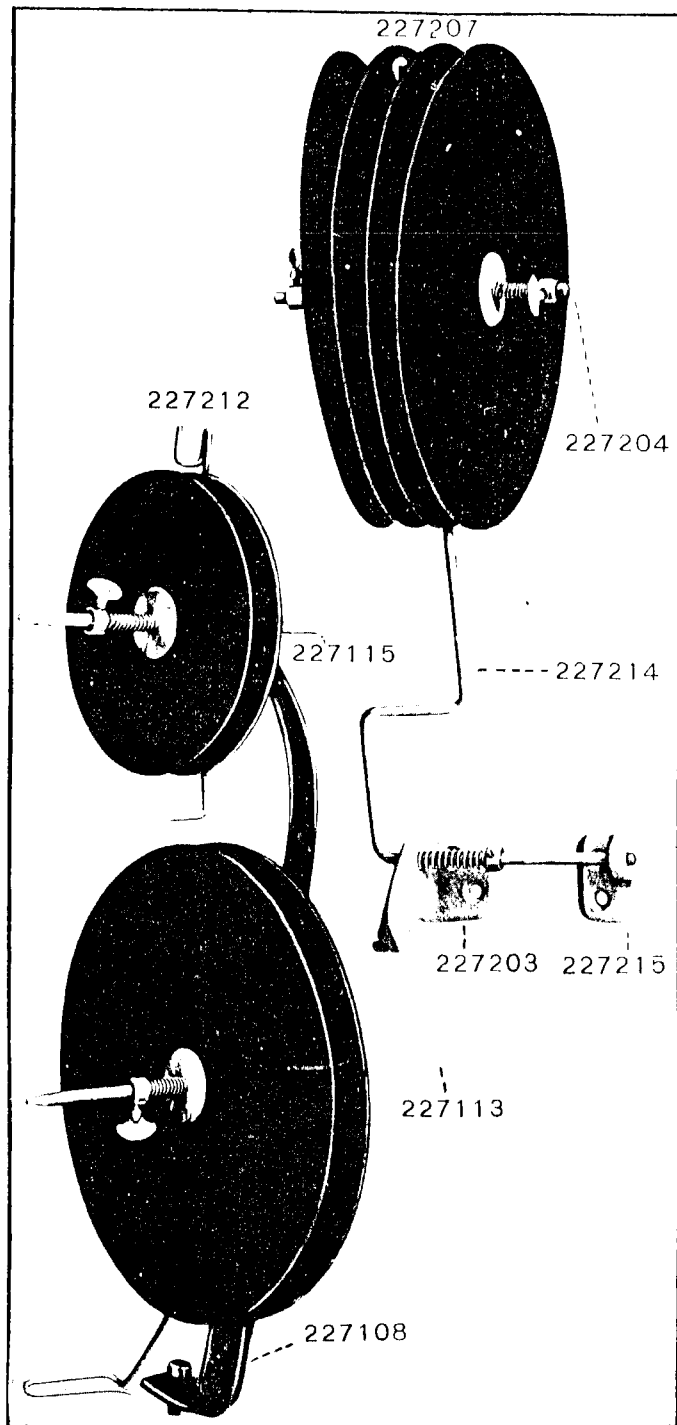



PLATE 11901-ONE-FOURTH SIZE



From the library of: Diamond Needle Corp

PLATE 11902 -FULL SIZE

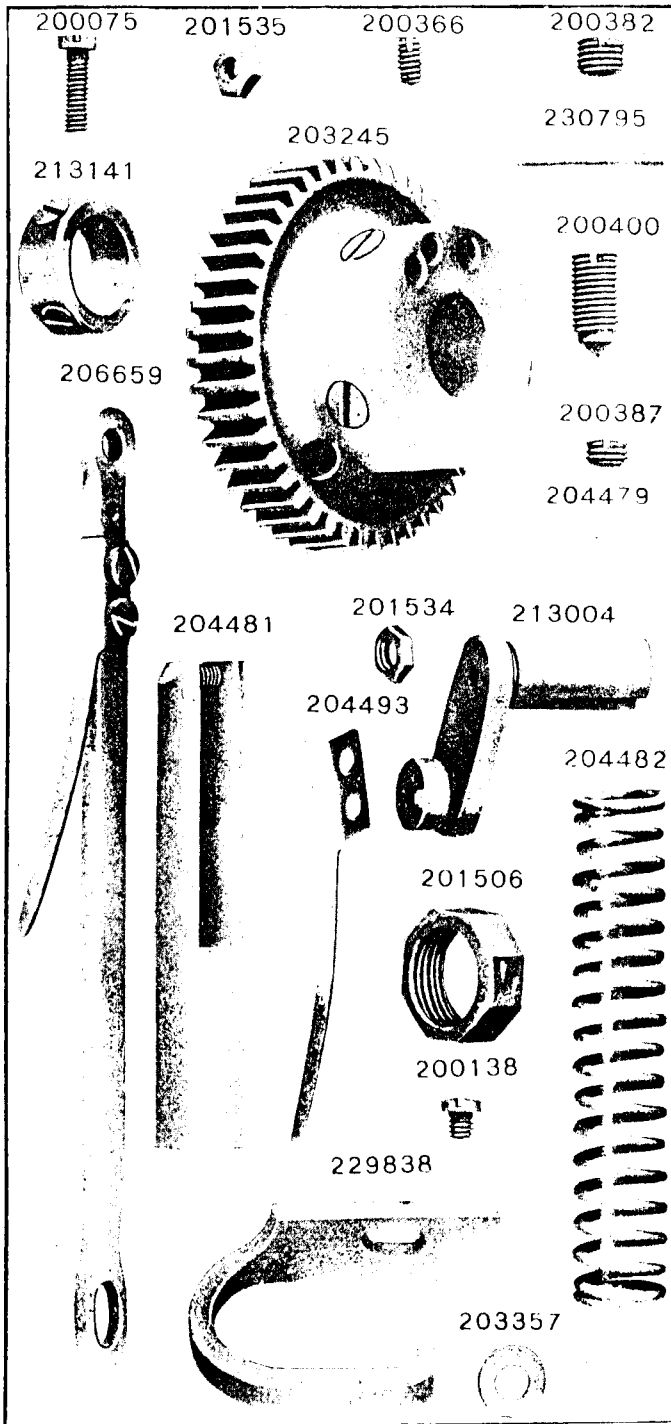


PLATE 11903 -FULL SIZE

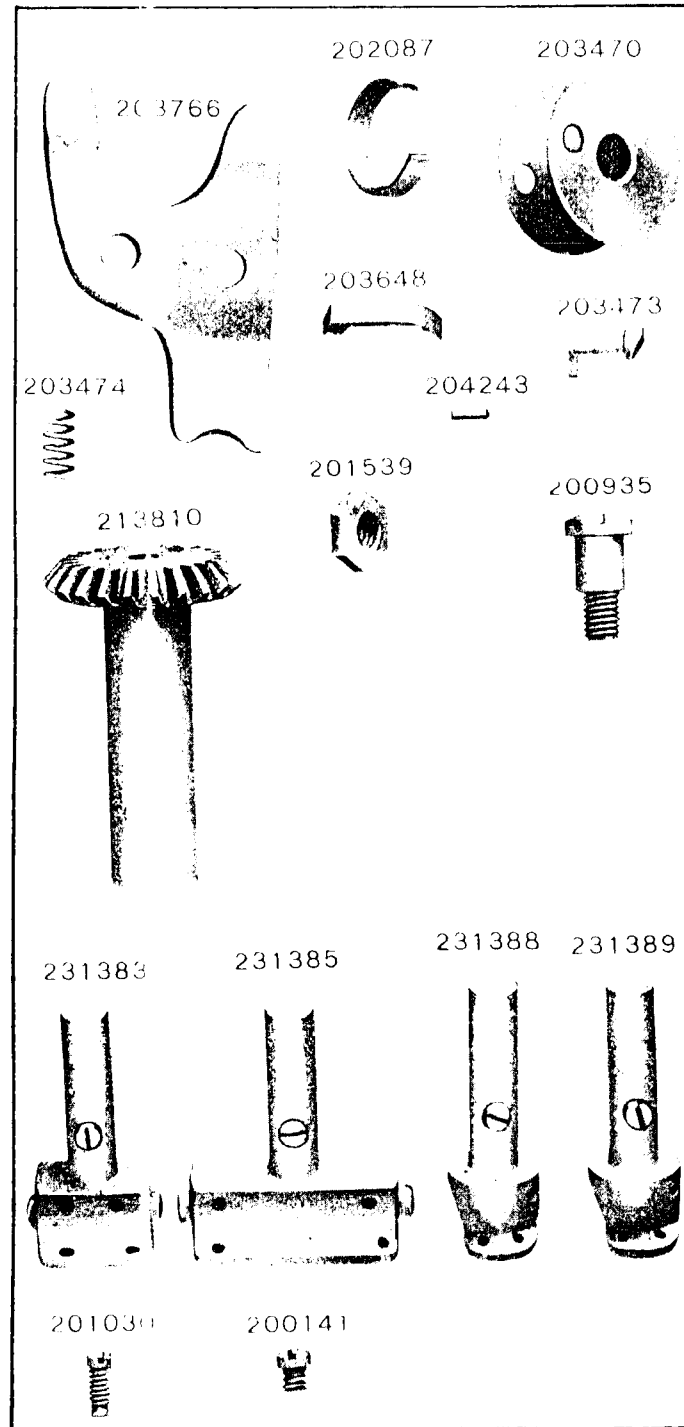


PLATE 11904 --ONE-HALF SIZE




PLATE 11905 --FULL SIZE

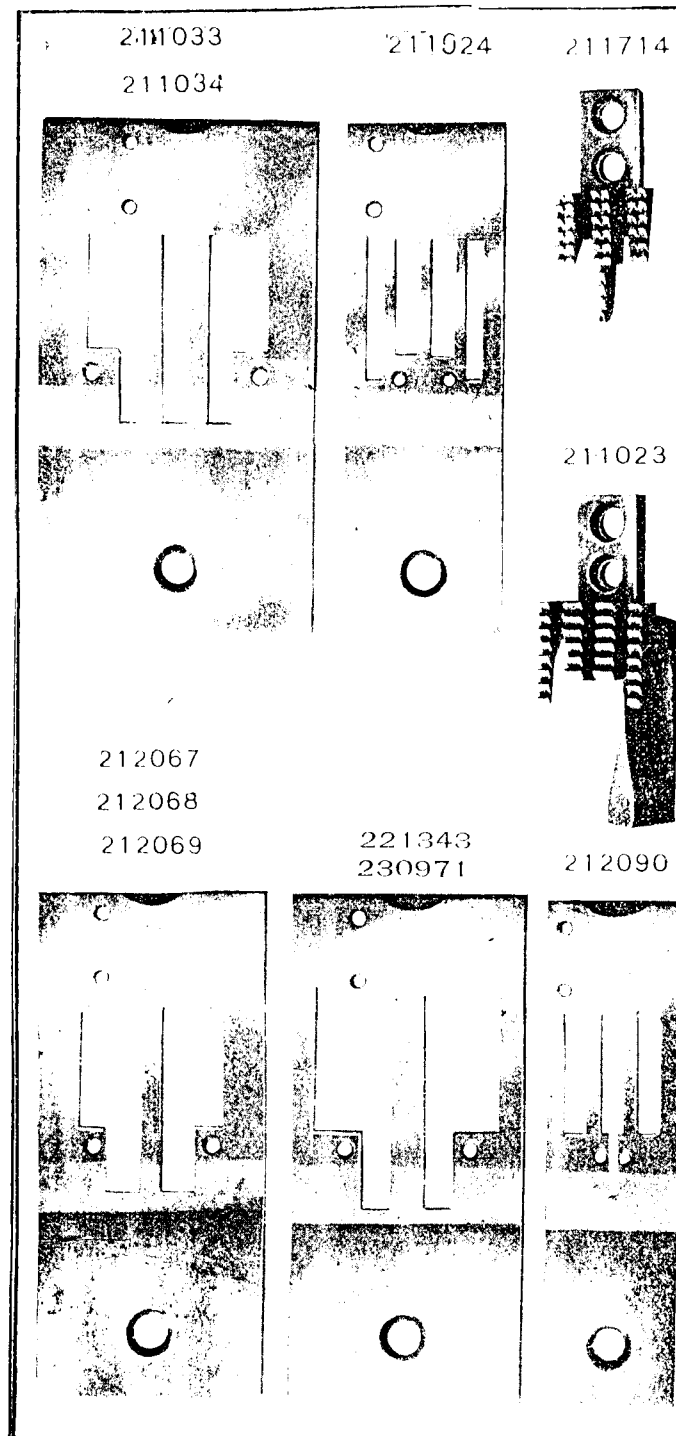


PLATE 11906-FULL SIZE

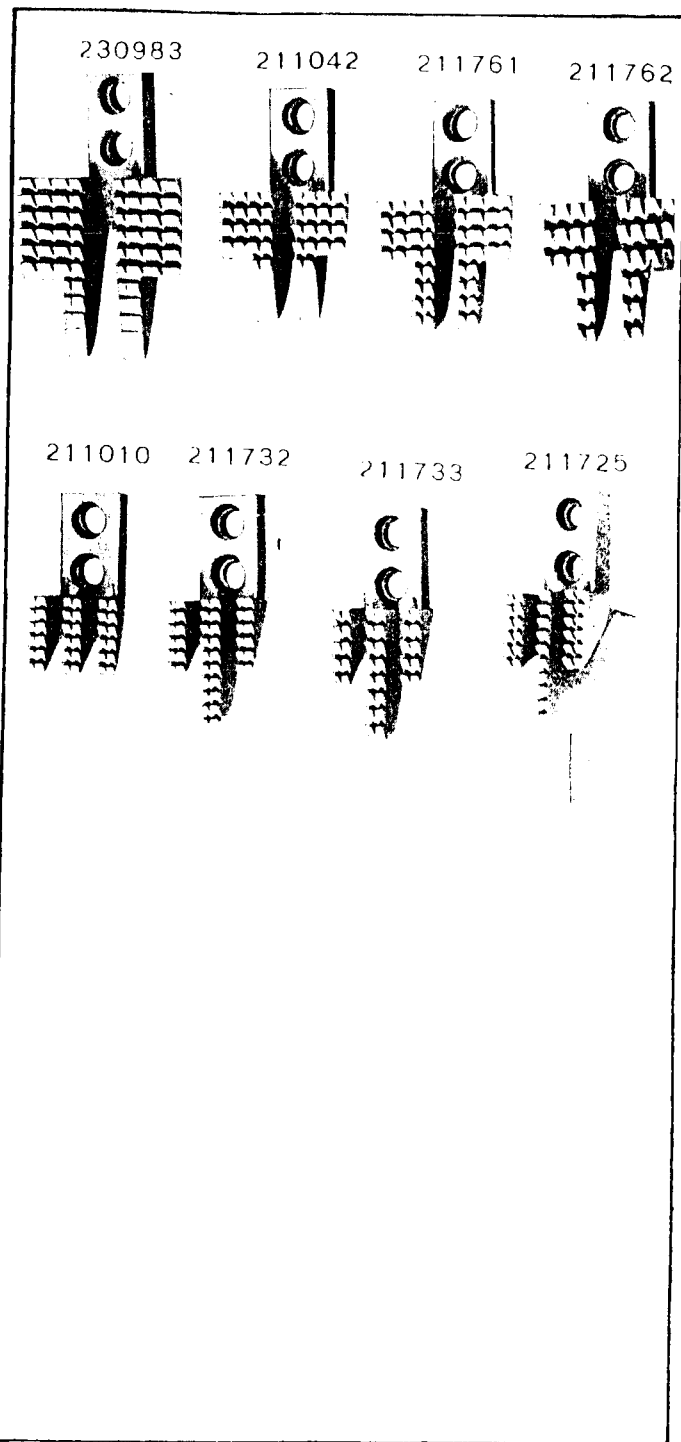
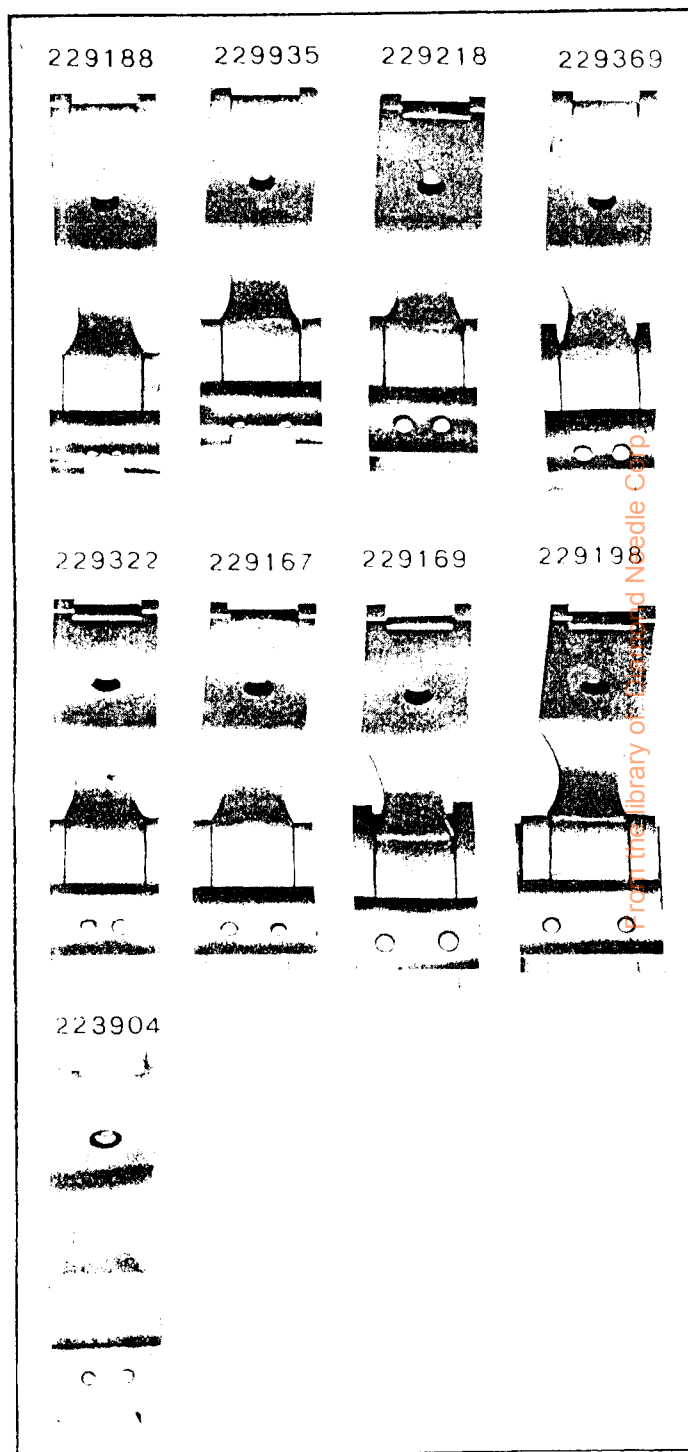


PLATE 11907-FULL SIZE



from the library of the Standard Needle Corp

PLATE 11908 -FULL SIZE


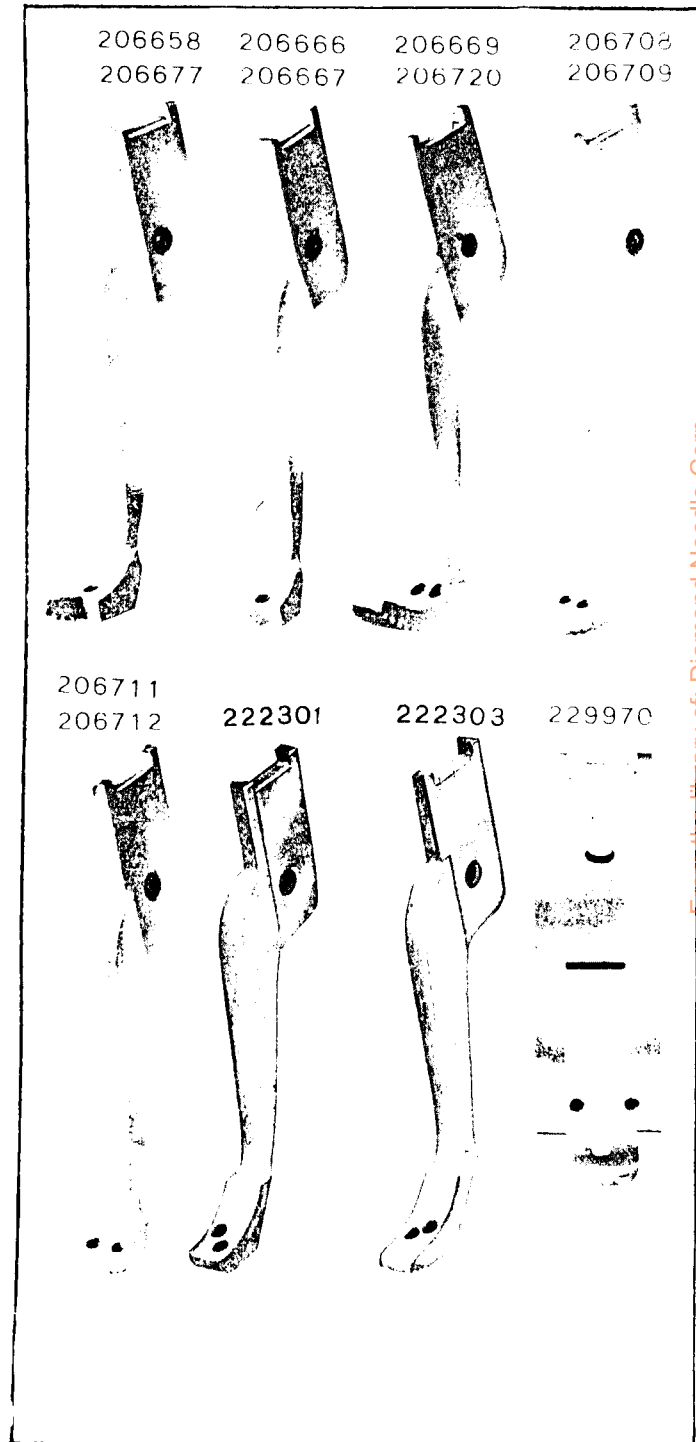


PLATE 11909 -FULL SIZE



From the library of: Diamond Needle Corp

PLATE 11910 -ONE-HALF SIZE

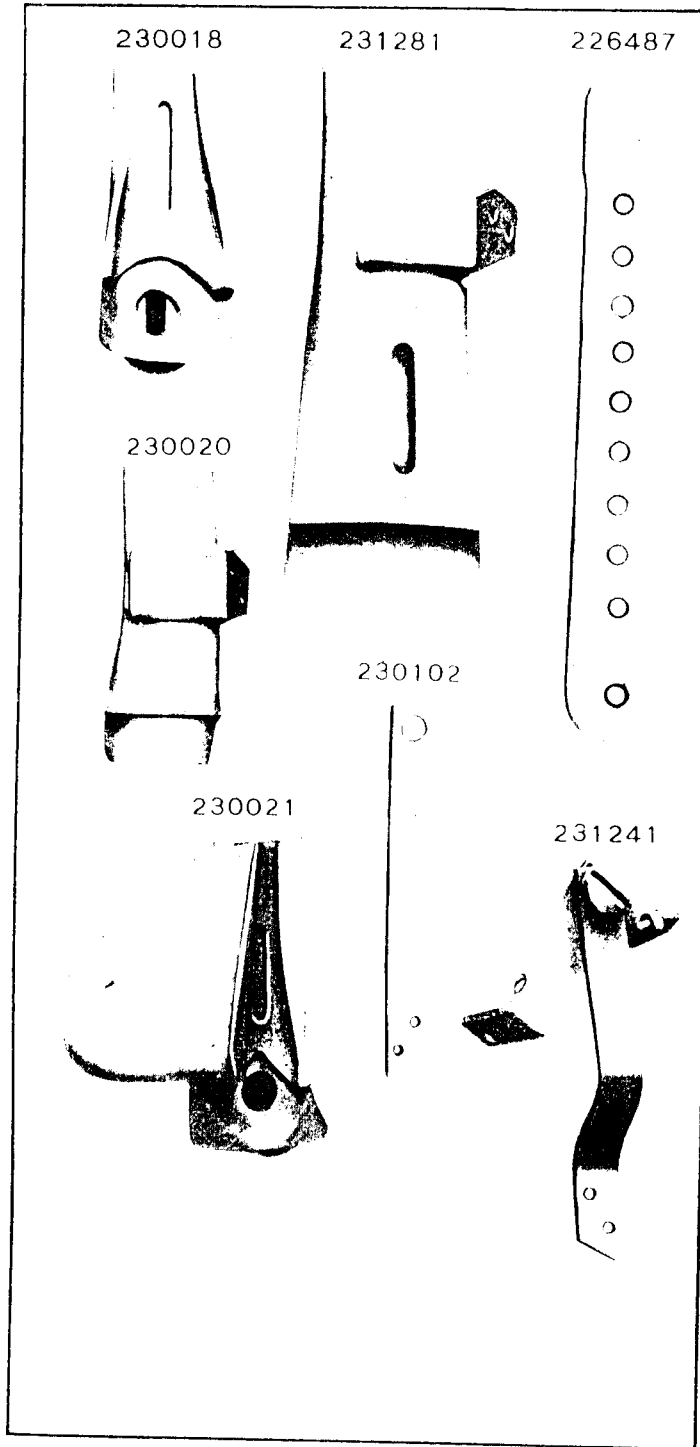


PLATE 11911 -FULL SIZE

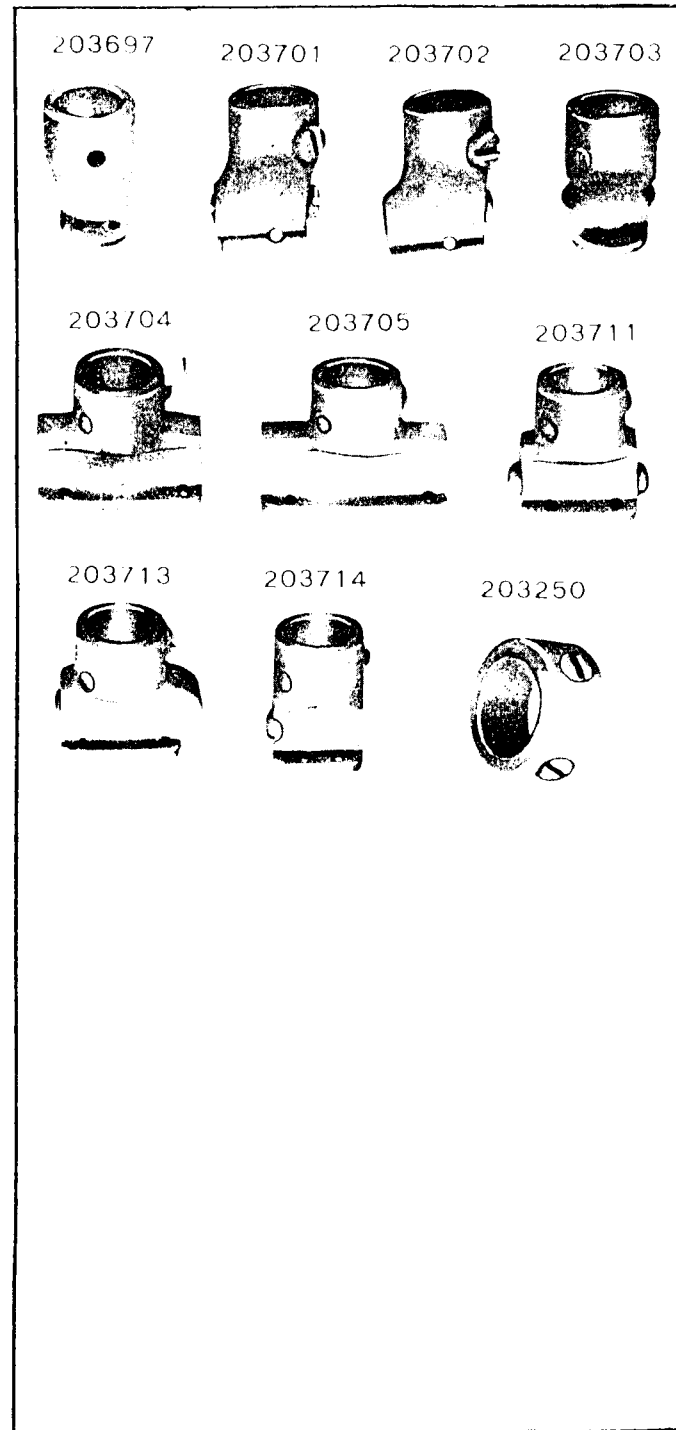
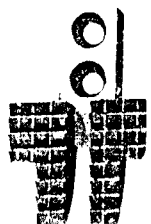


PLATE 12104-FULL SIZE

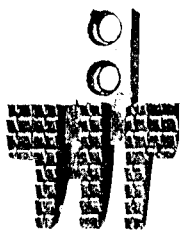
211765



211766



211769



211770




PLATE 12121-FULL SIZE

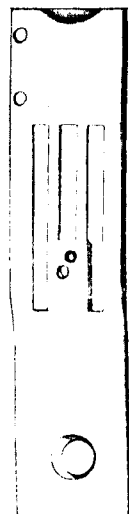
211858




211858



223902



211006



211860
211981
211989



211011



211861




PLATE 12122-FULL SIZE


211021
211047



211865



211866



211867
211868



211869



211031
211032
211912





PLATE 12123-FULL SIZE

211019




211020




211873

211871



211872

211025
211026



211012
211013





PLATE 12136-FULL SIZE


212051
212052
212090



212053
212054



212055
212056
212057



212058
212059
212060



212061
212062
212063



212064
212065
212066






PLATE 12175-FULL SIZE


229174




229176



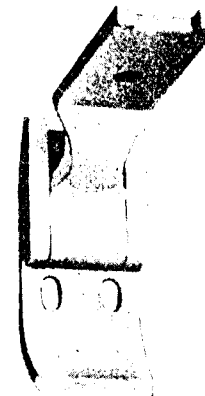
229180



229178



229172



From the library of: Diamond Needle Corp

PLATE 12305—FULL SIZE




PLATE 12306—FULL SIZE

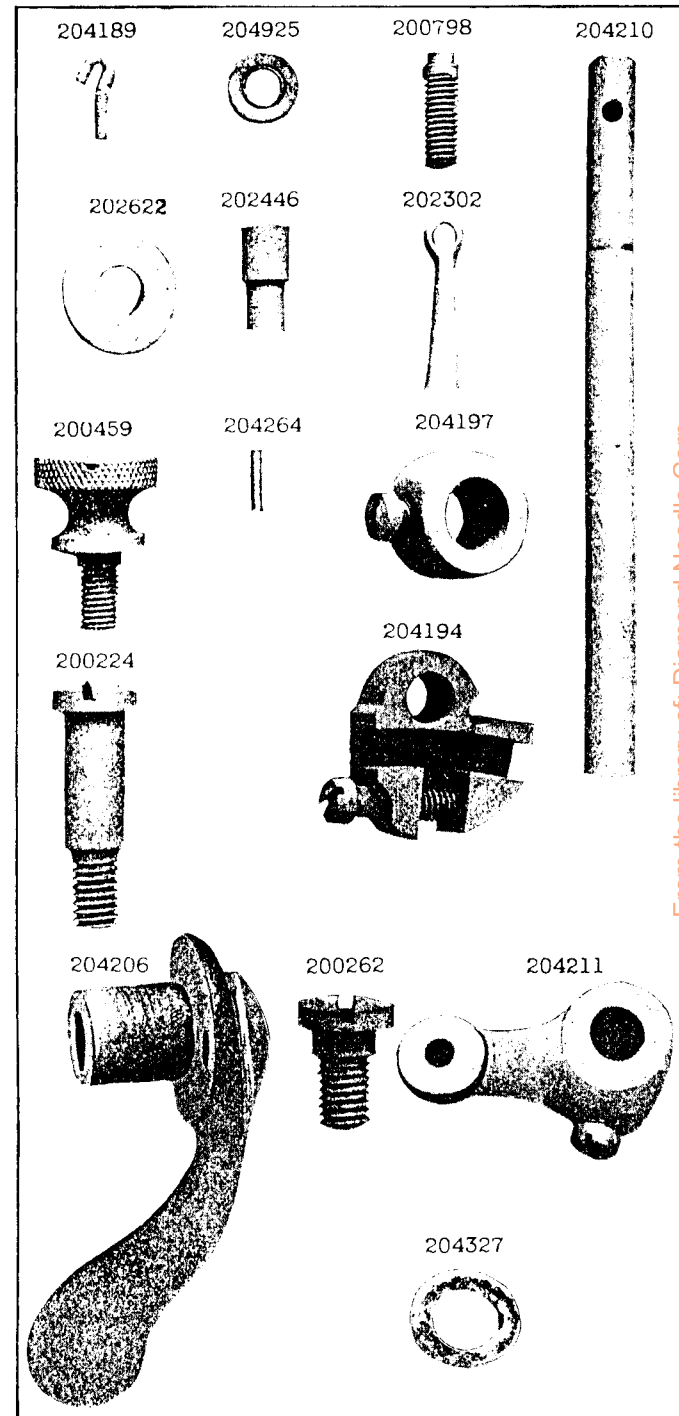


PLATE 12307-FULL SIZE

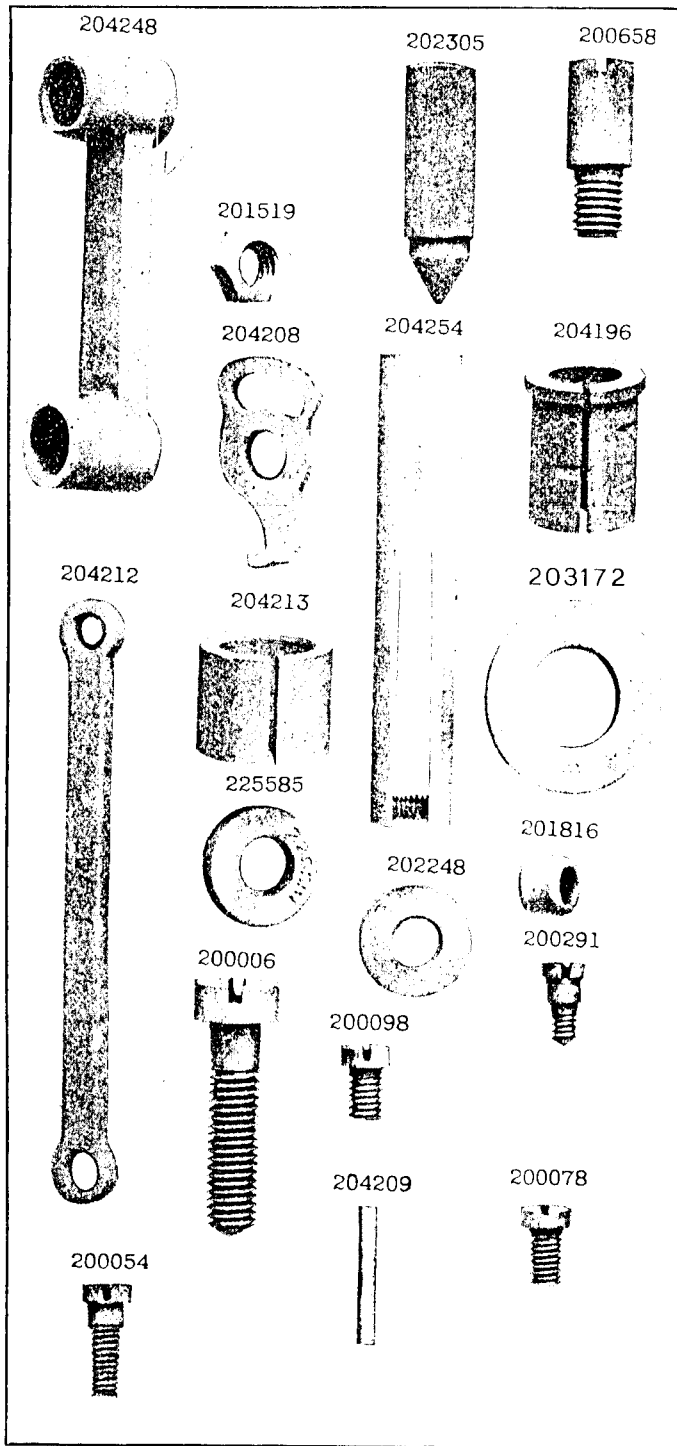


PLATE 12308-FULL SIZE

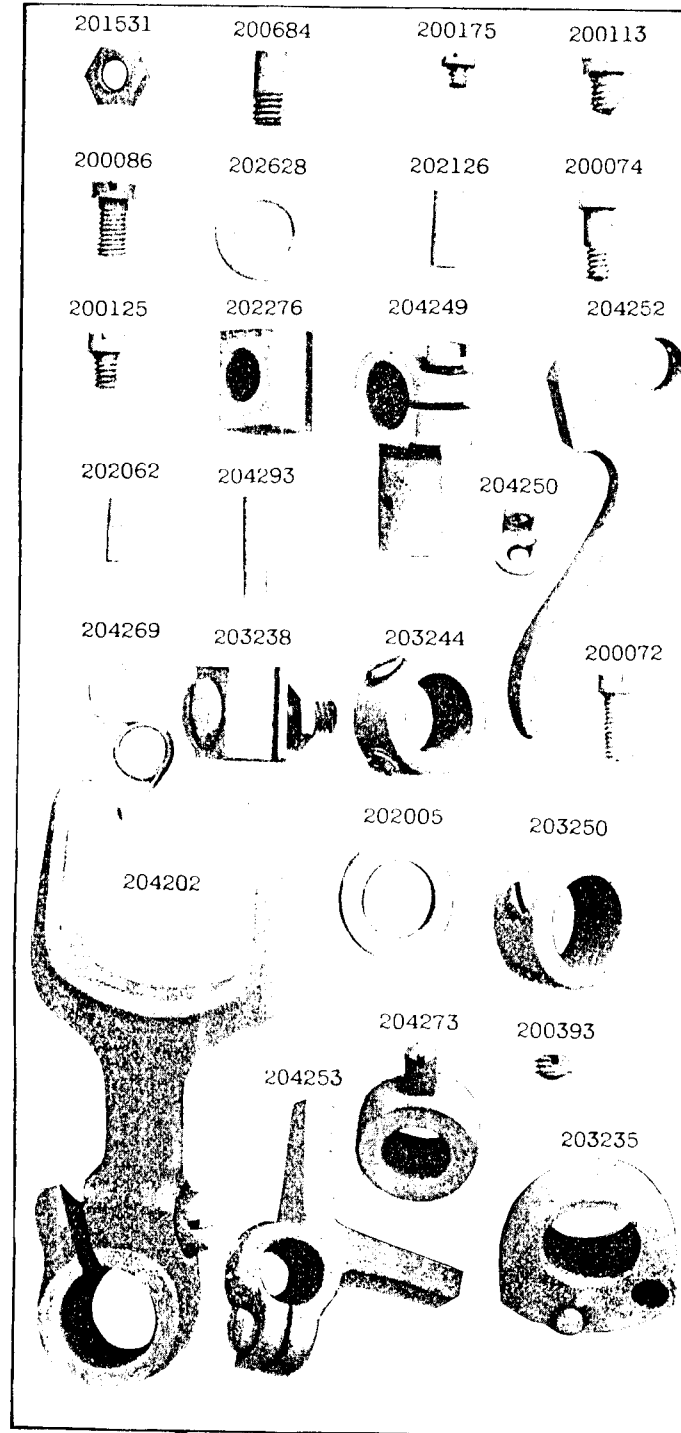


PLATE 12309—FULL SIZE


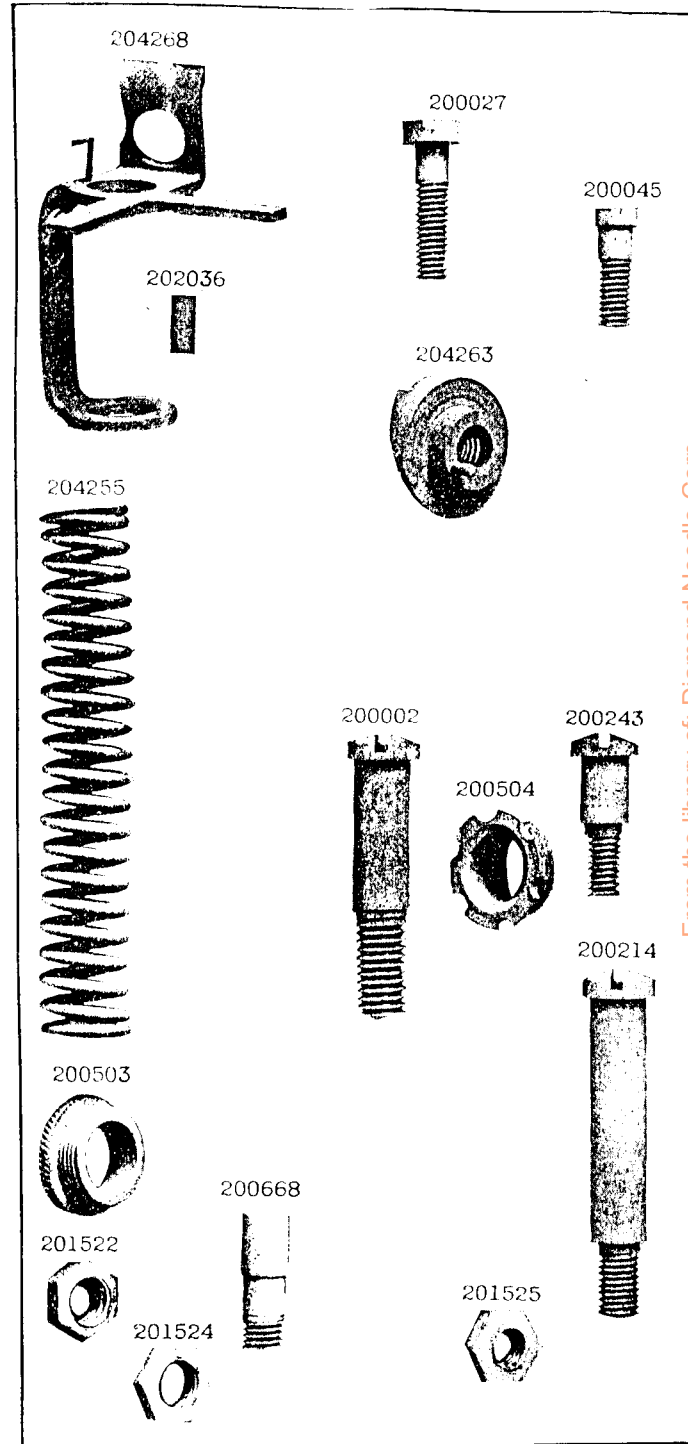


PLATE 12310—FULL SIZE



From the library of: Diamond Needle Corp

PLATE 12311--FULL SIZE

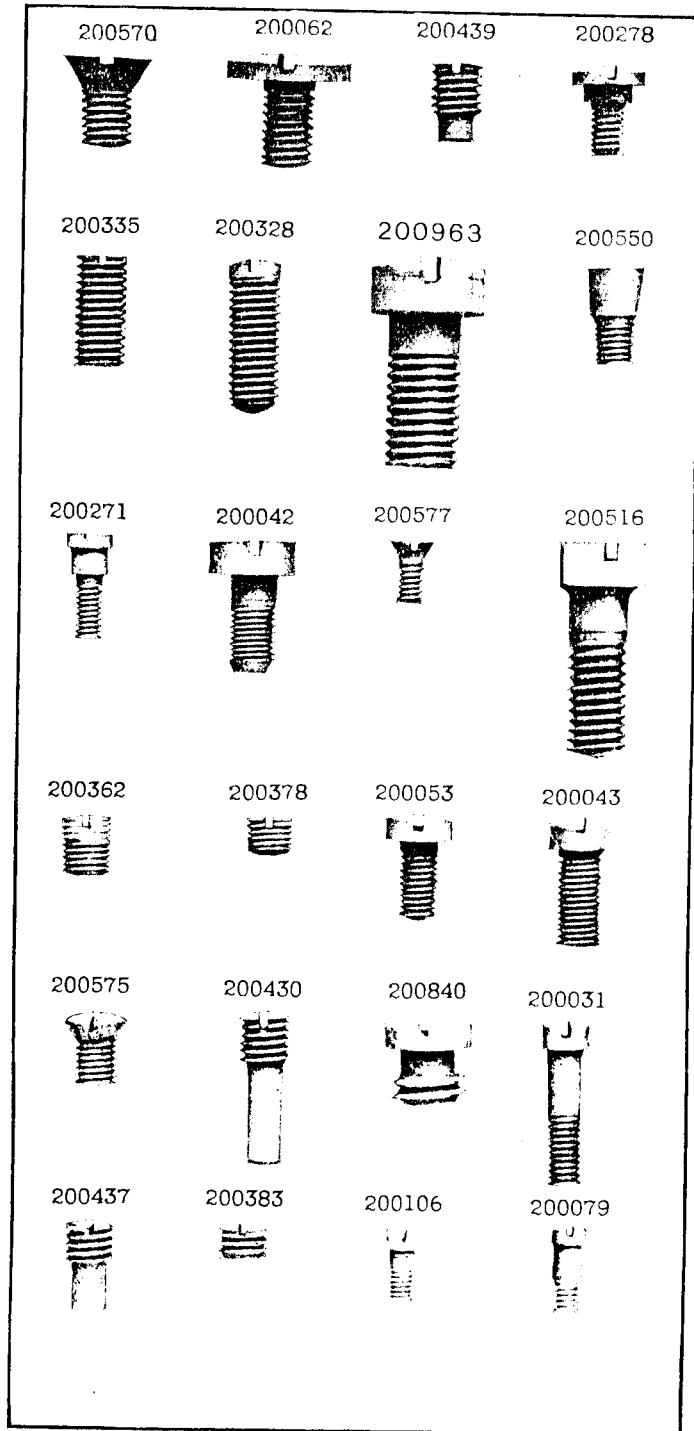
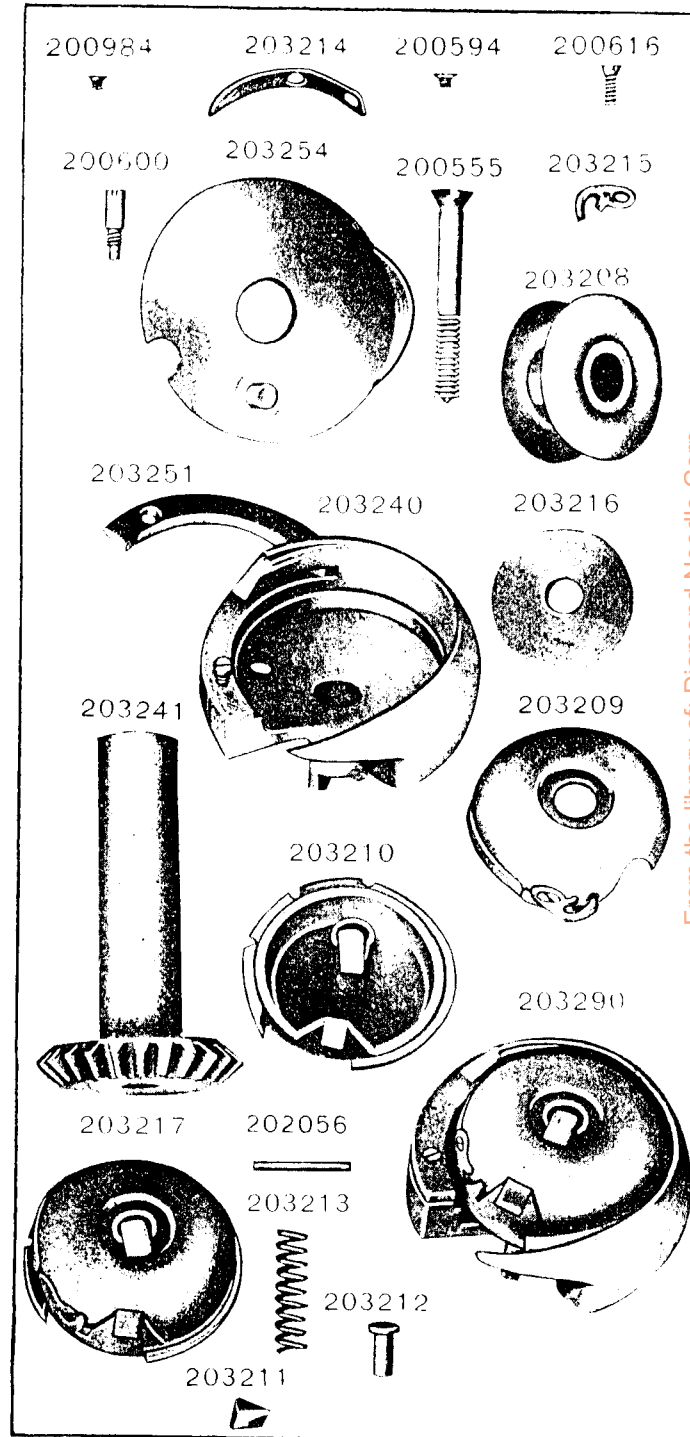


PLATE 12312 --FULL SIZE



From the library of Diamond Needle Corp.

PLATE 12319 - FULL SIZE

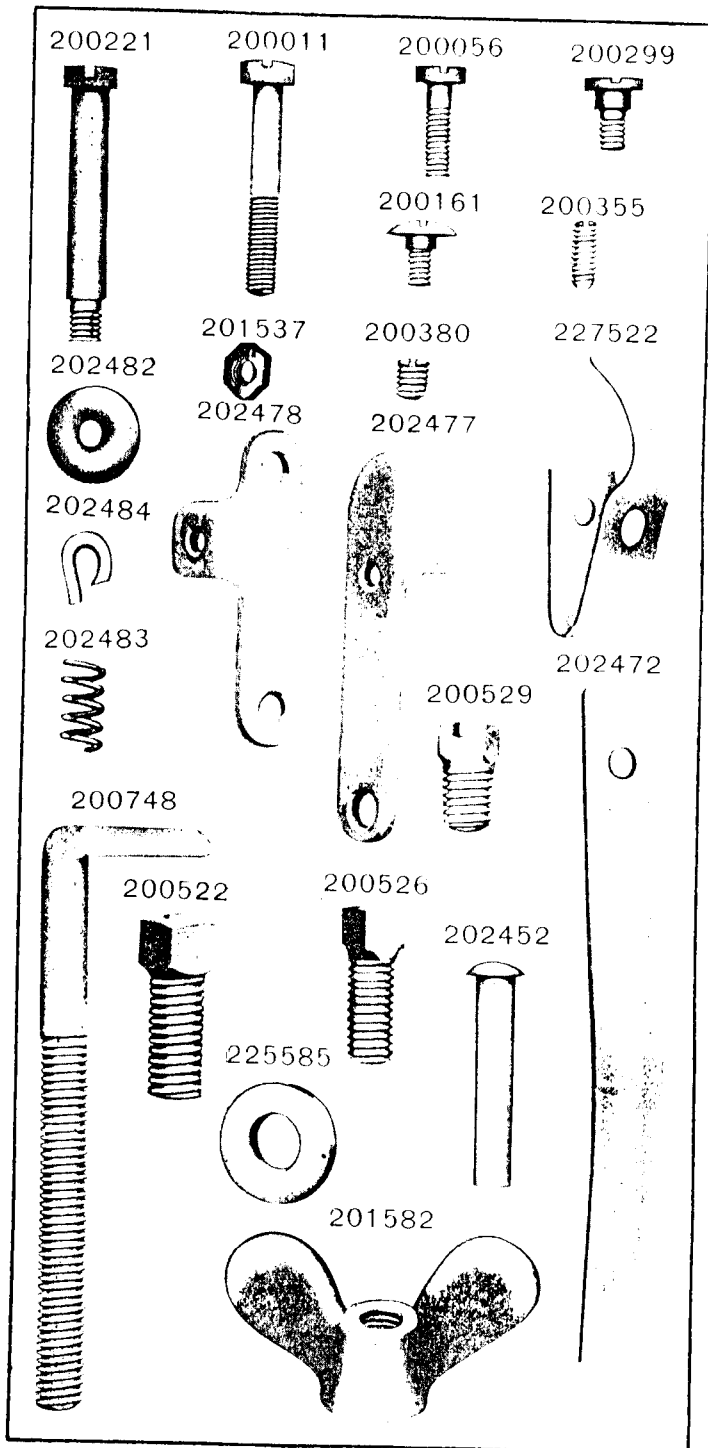
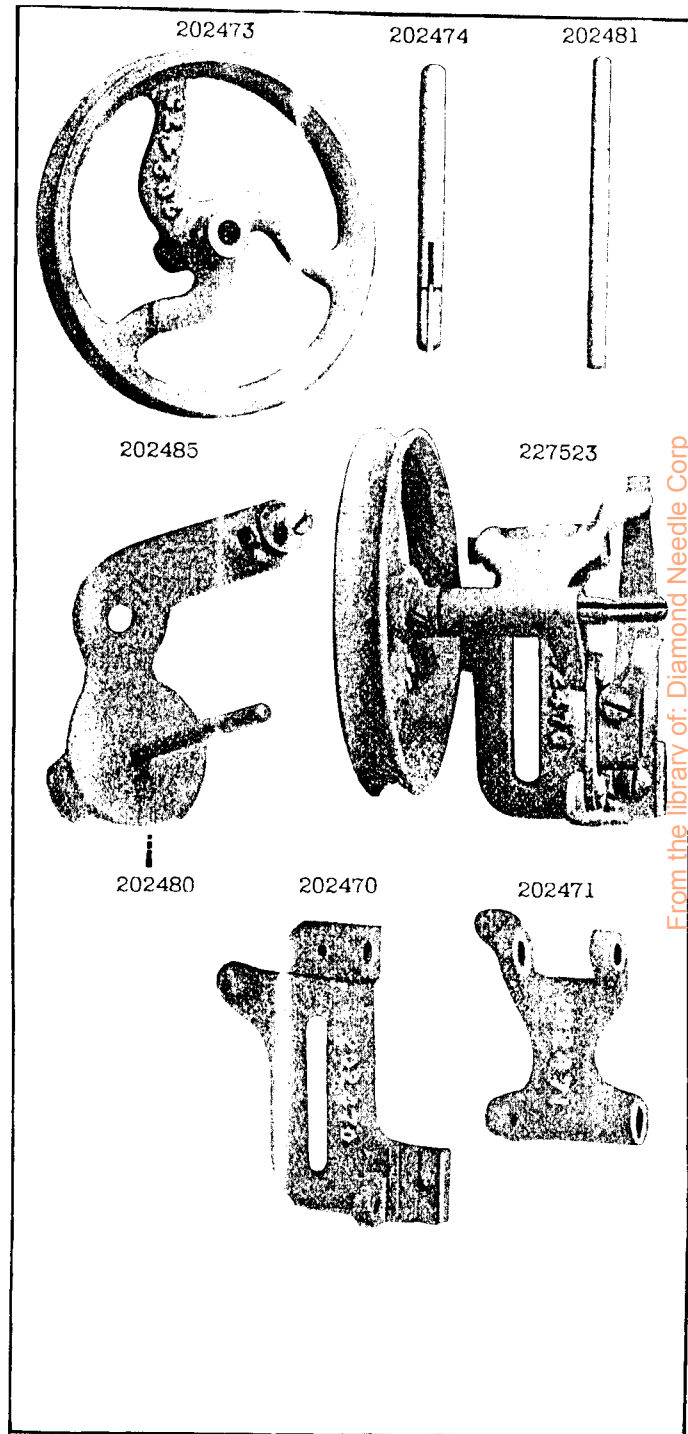


PLATE 12320 - ONE-HALF SIZE



From the library of: Diamond Needle Corp

PLATE 12321-FULL SIZE

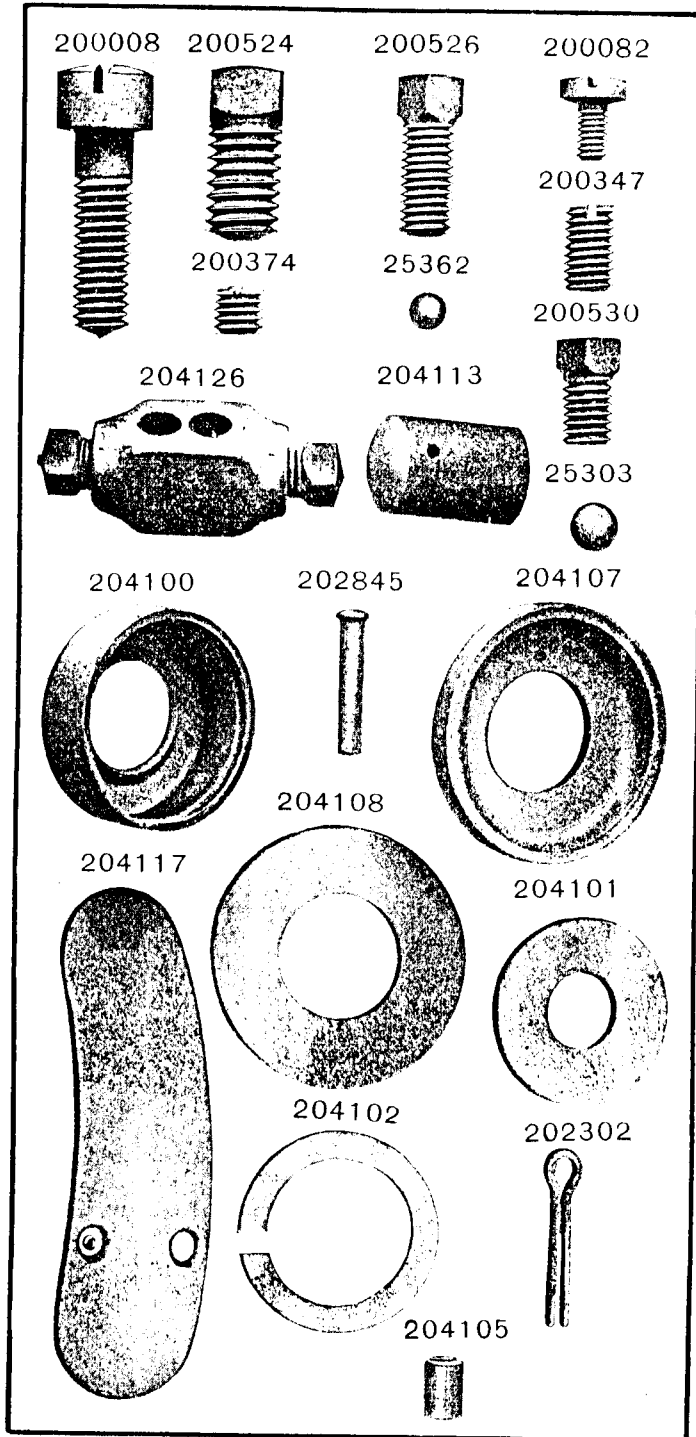
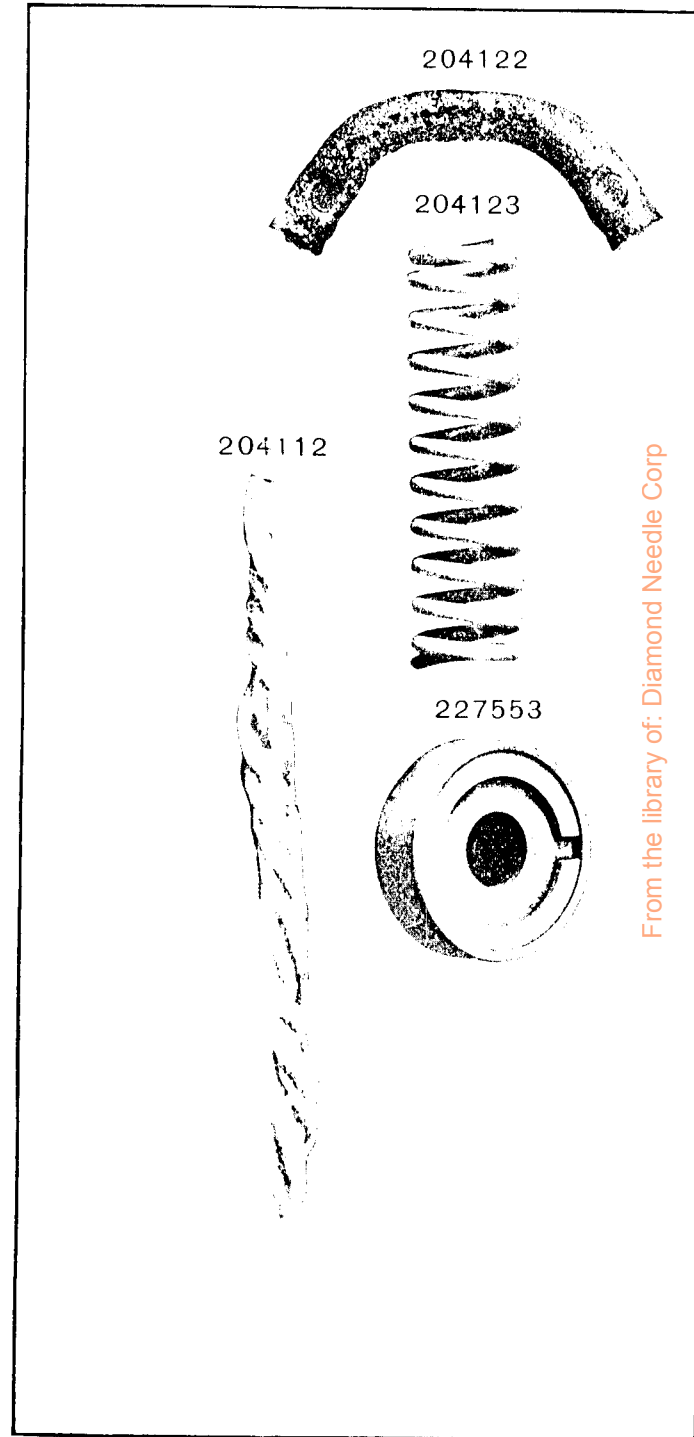


PLATE 12322-FULL SIZE



From the library of: Diamond Needle Corp

PLATE 12333-ONE-FOURTH SIZE

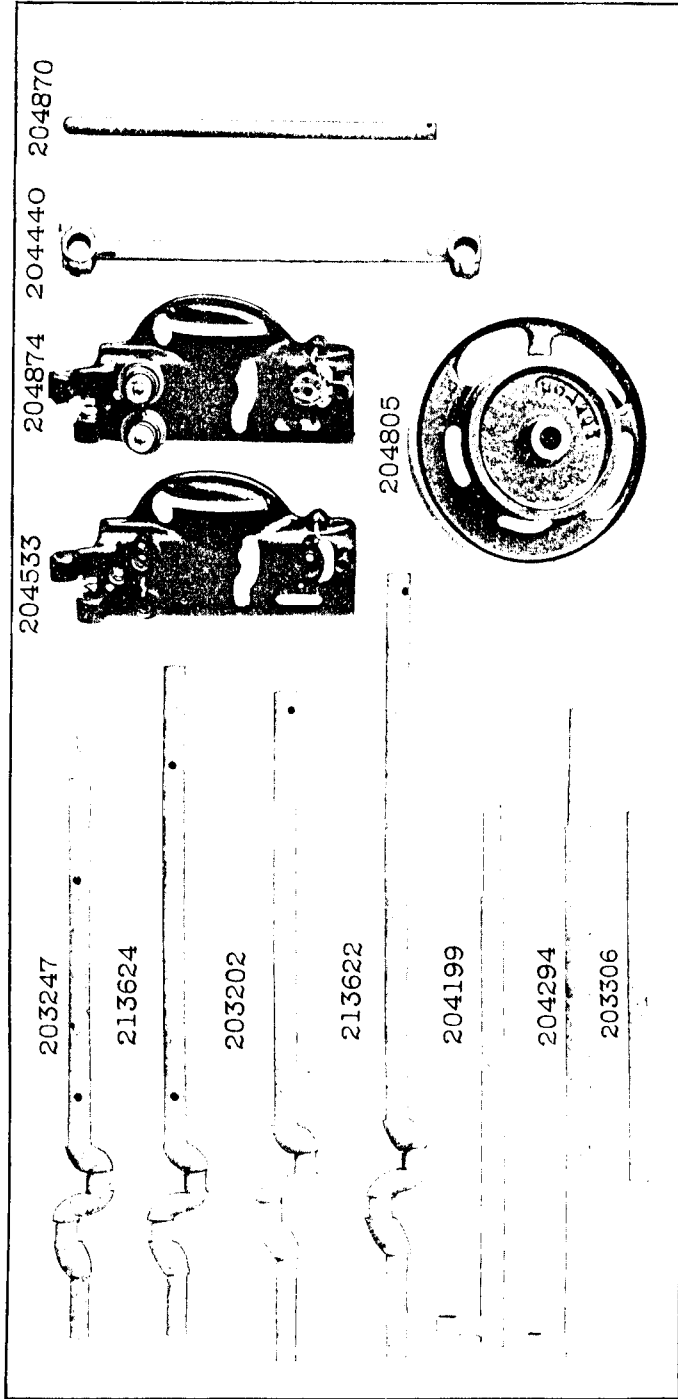
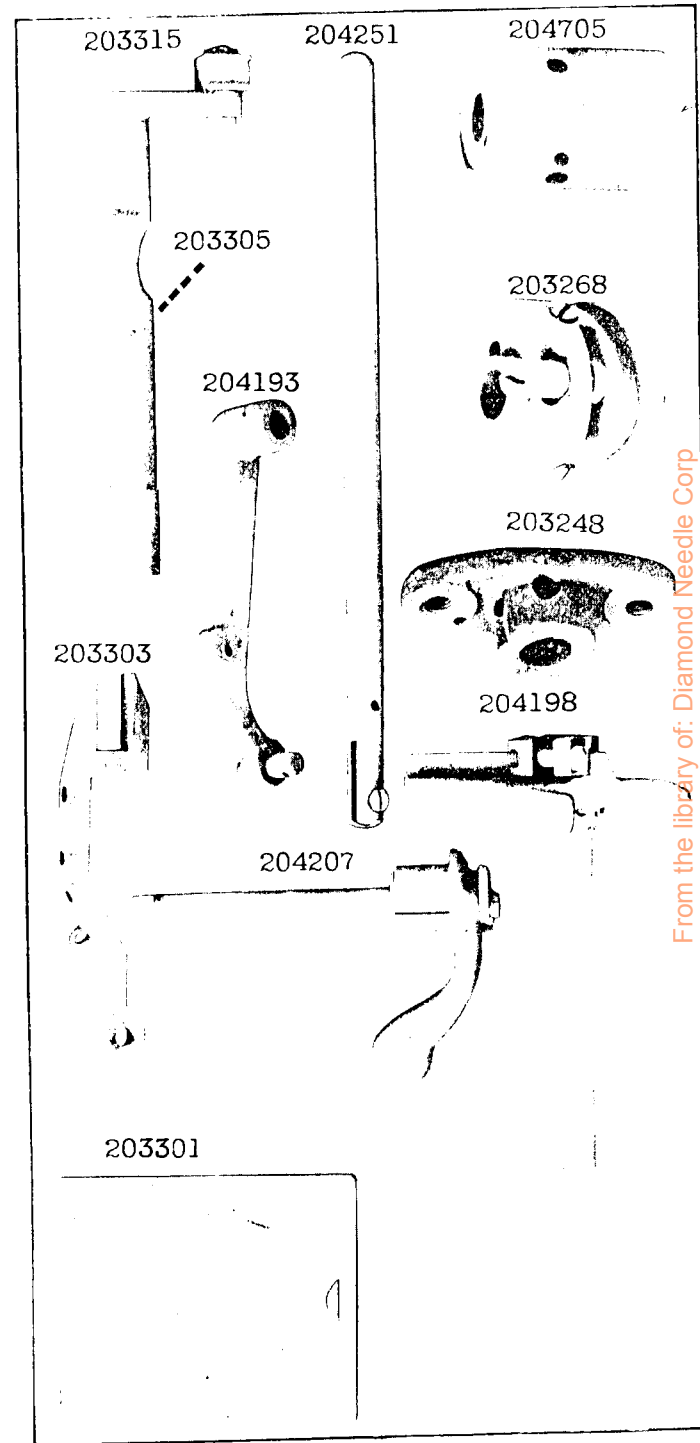


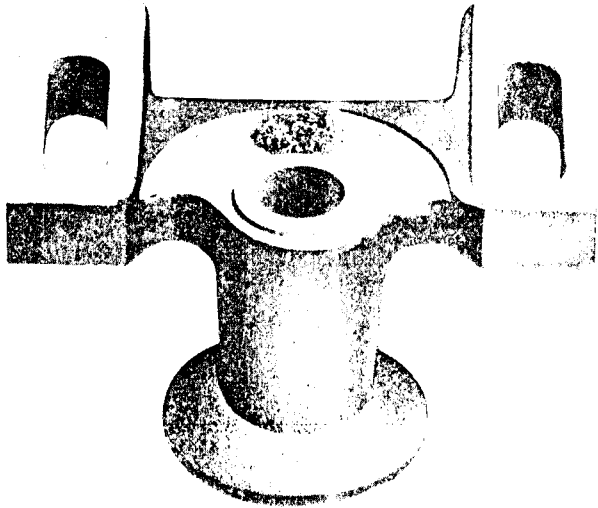
PLATE 12334-ONE-HALF SIZE



From the library of: Diamond Needle Corp

PLATE 12335--FULL SIZE

203307



203308




PLATE 12338--FULL SIZE

200002



200045



200027



200157



200243



200363



201522




201524



204326

202036

204555



From the library of: Diamond Needle Corp

PLATE 12345—ONE-HALF SIZE

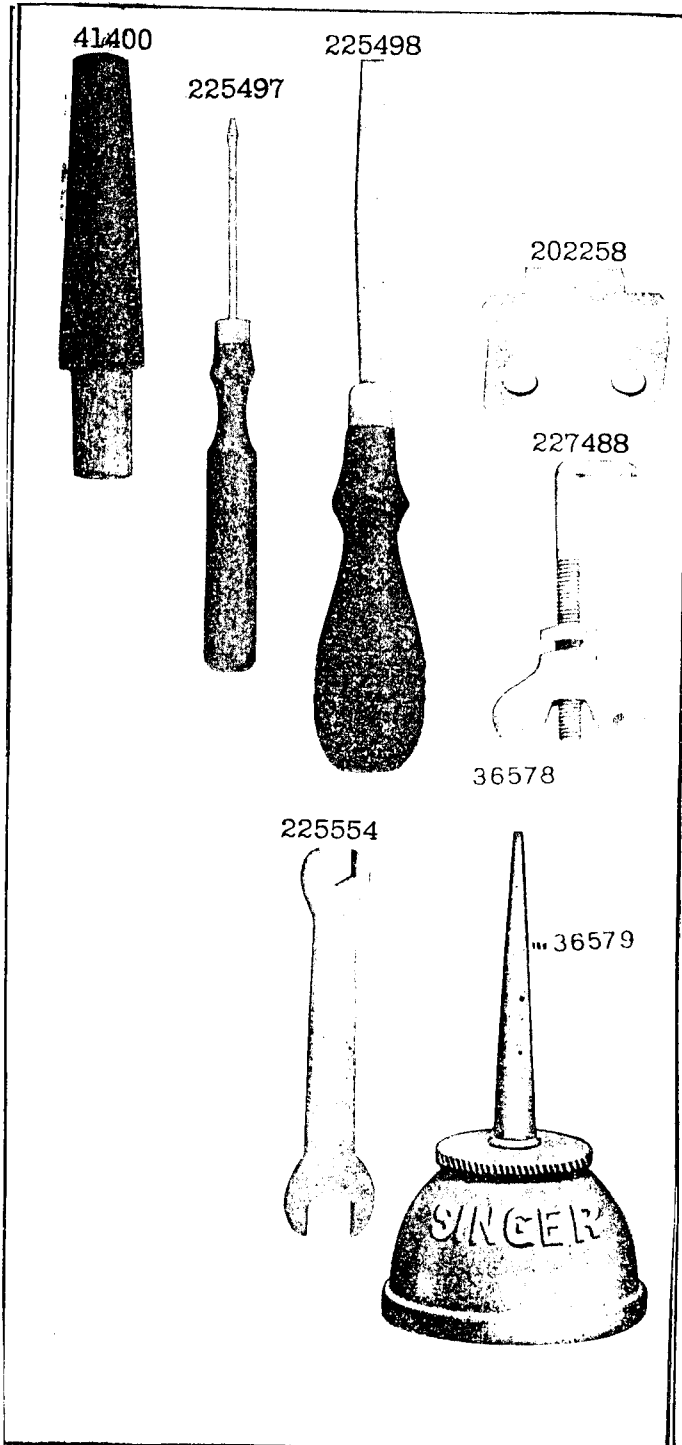


PLATE 12386—FULL SIZE

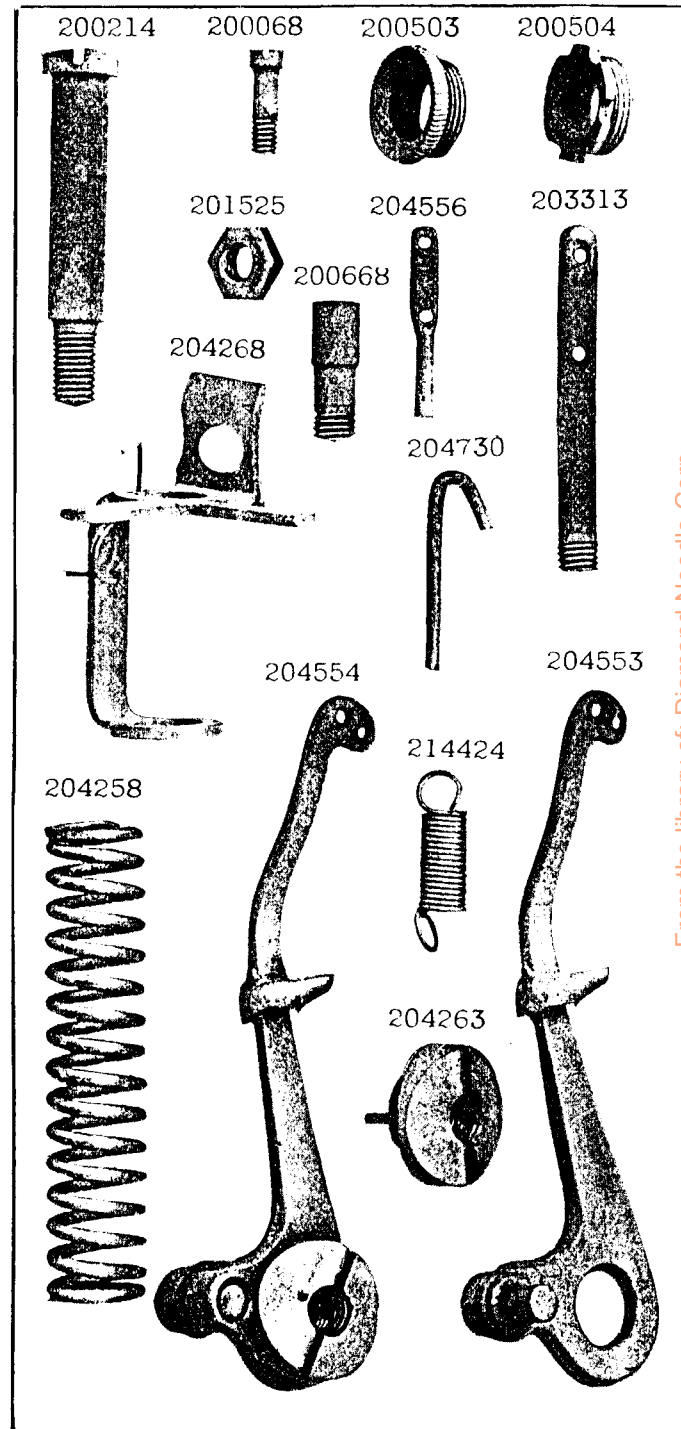


PLATE 13041-FULL SIZE


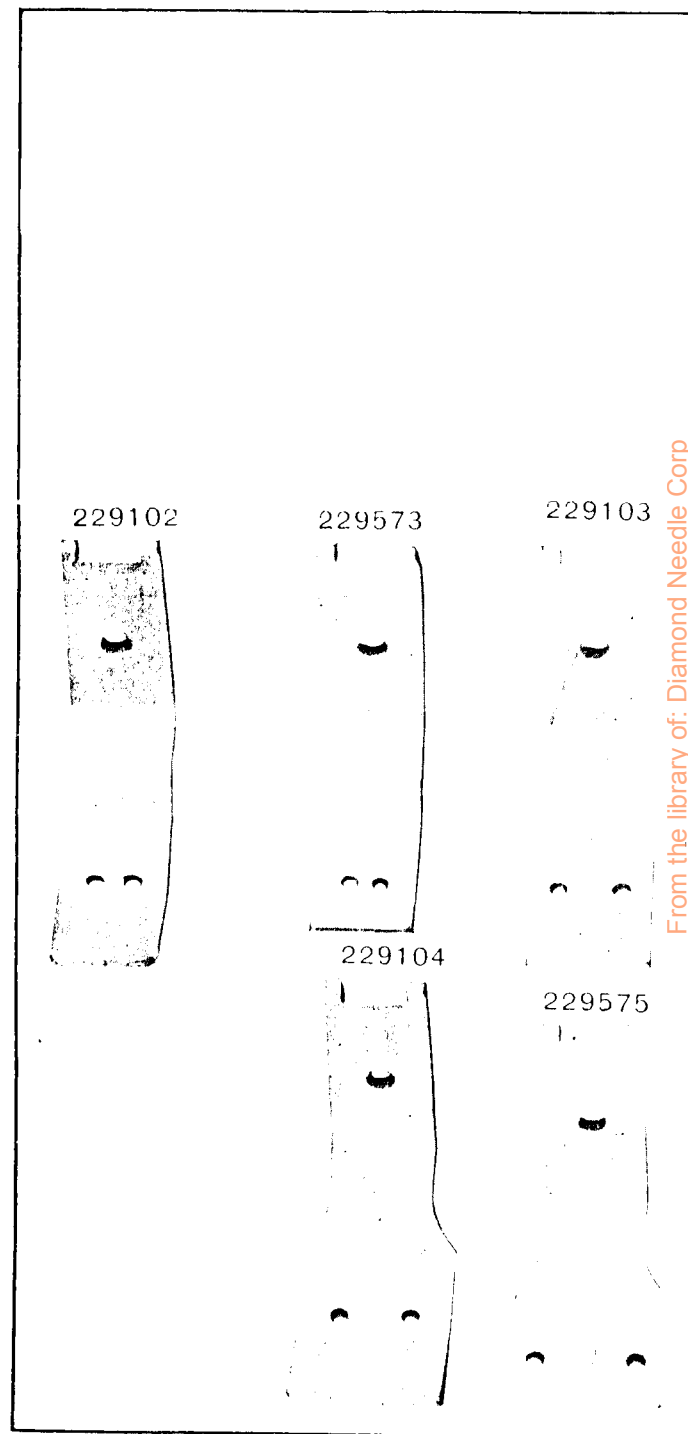


PLATE 13071-FULL SIZE



From the library of: Diamond Needle Corp

PLATE 13072-FULL SIZE

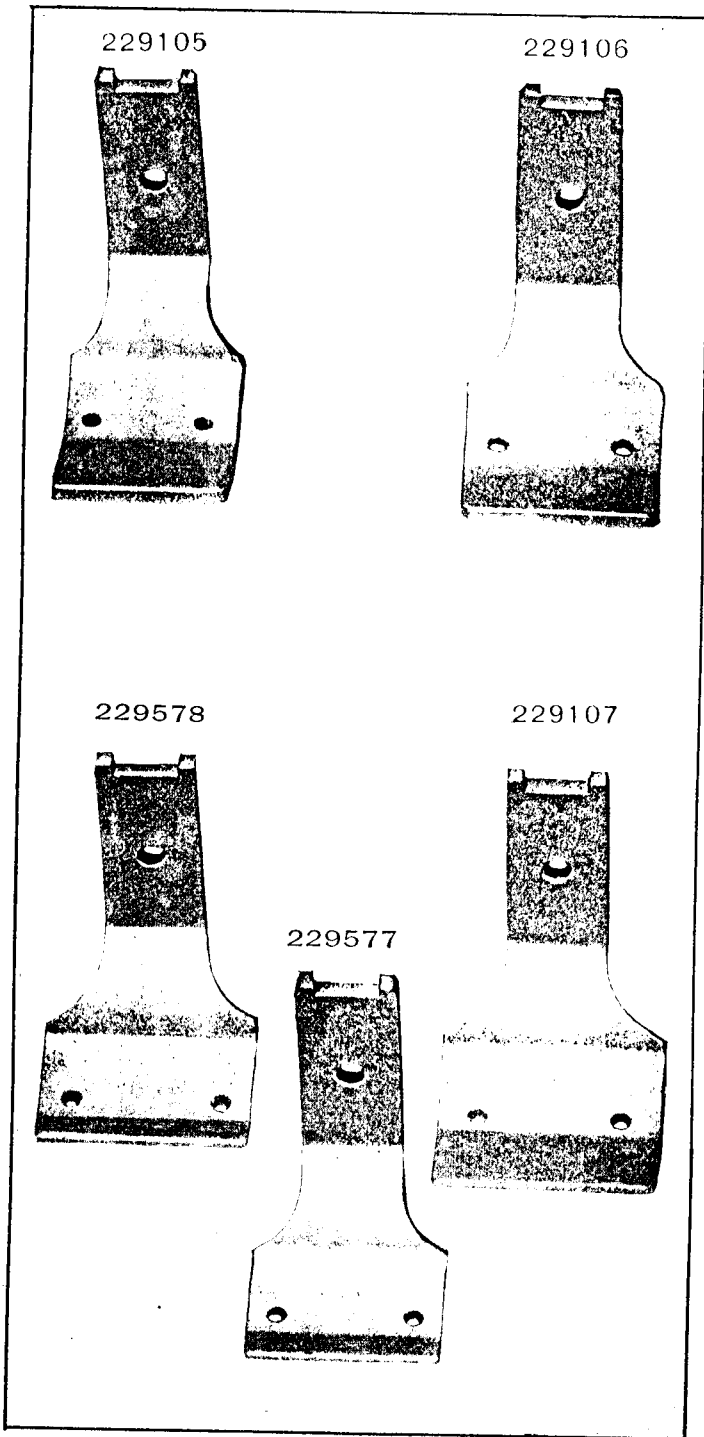
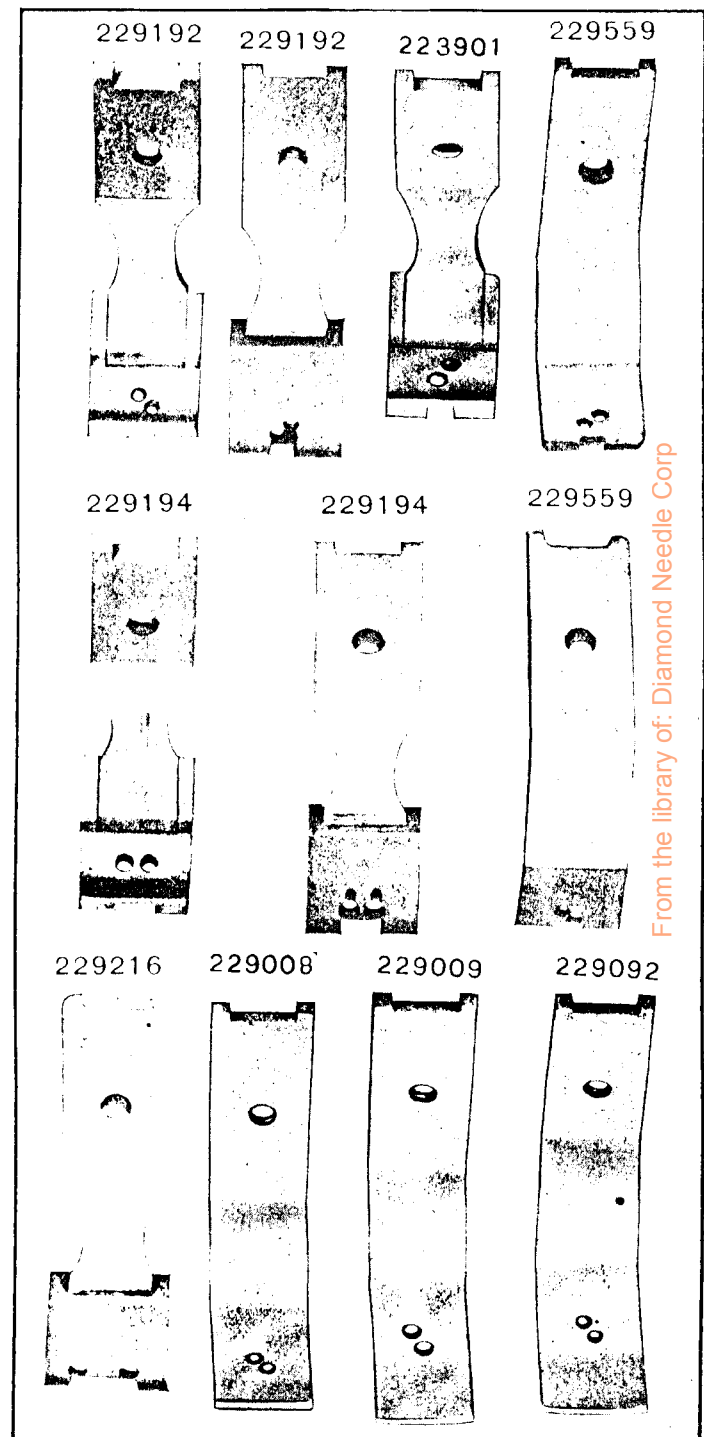




PLATE 13085-FULL SIZE



From the library of: Diamond Needle Corp

PLATE 13090—FULL SIZE


229220




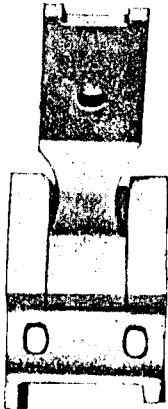
229220




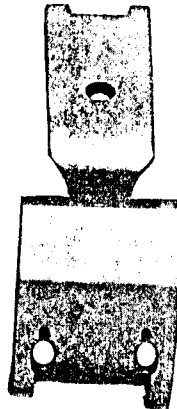
229222



229224



229224





229222





PLATE 13091—FULL SIZE



229226



229226



229228



229228





PLATE 13092—FULL SIZE

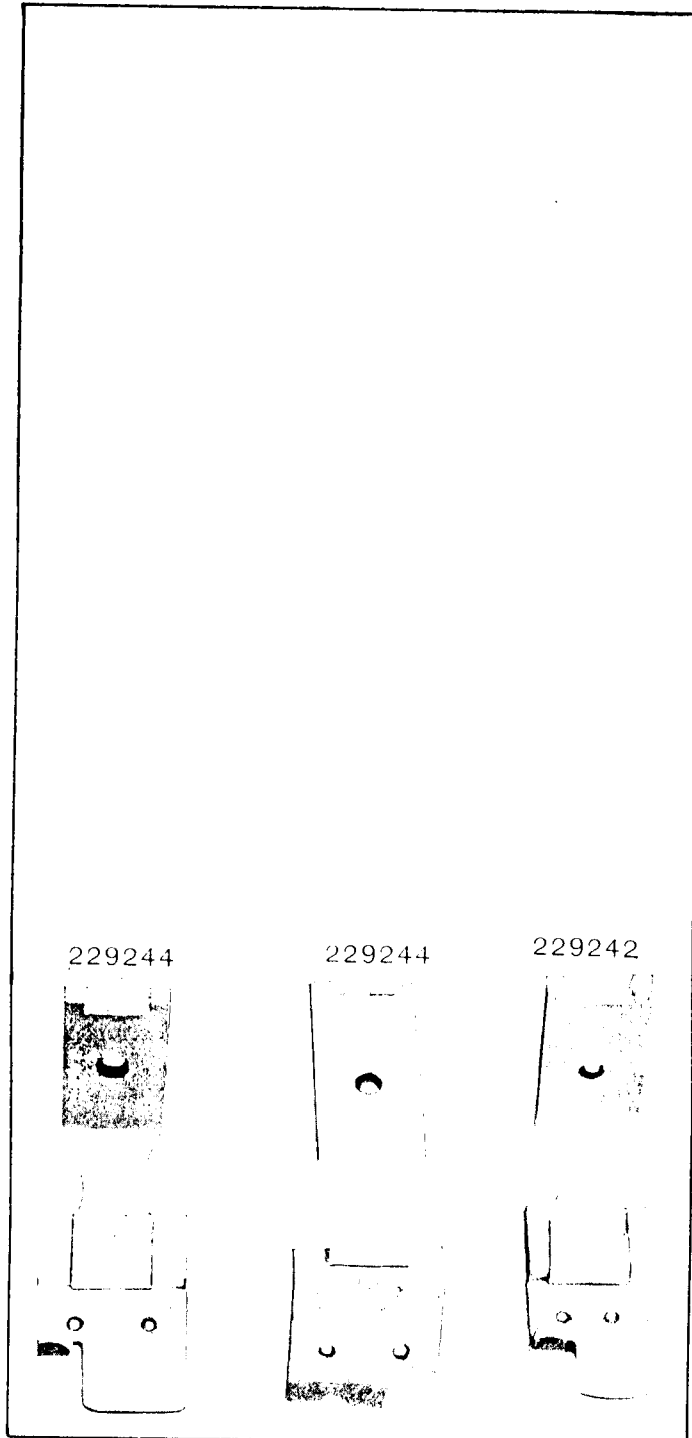


PLATE 13093—FULL SIZE

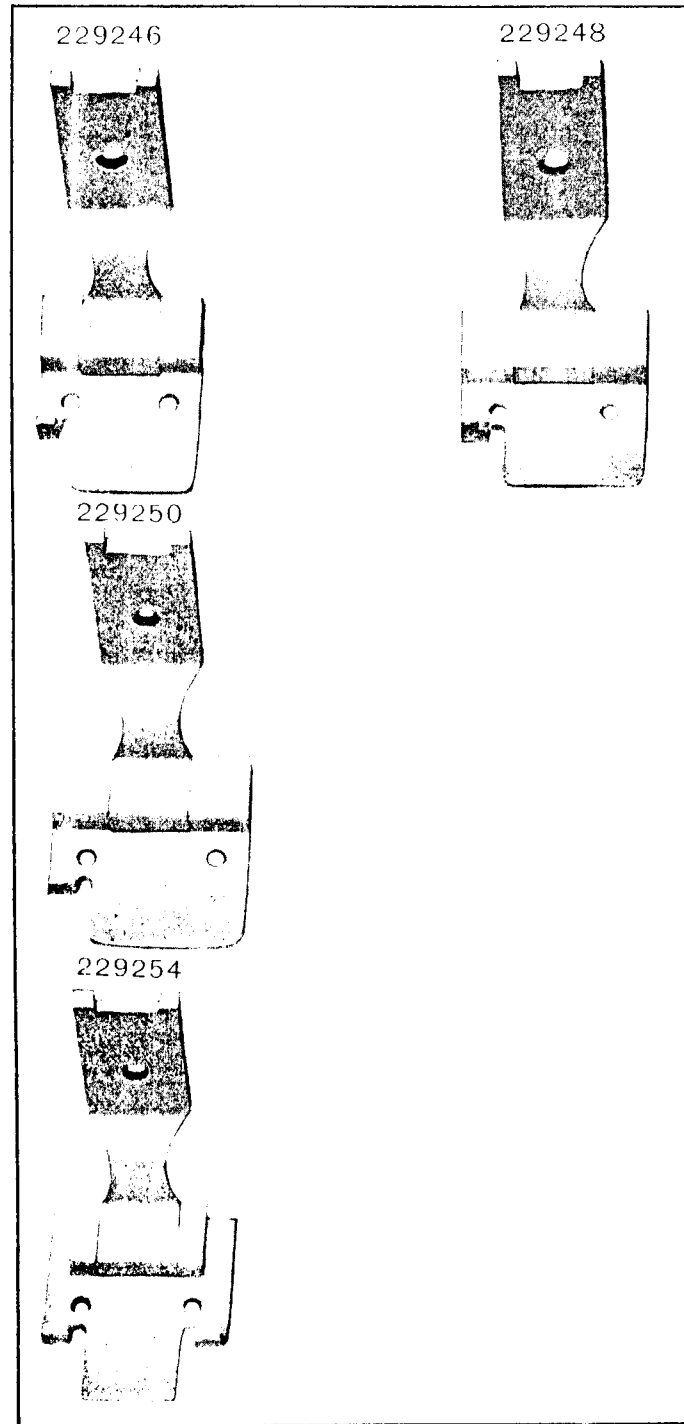



PLATE 14066—FULL SIZE

229641



229642



229645




PLATE 14067—FULL SIZE

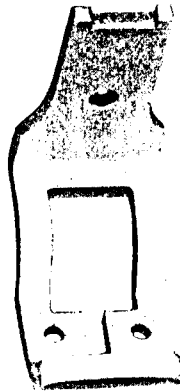
229646



229648



229650




229651



229649



229652




229653



From the library of: Diamond Needle Corp

PLATE 14068-FULL SIZE

229654




229655



229656



229657



229658




PLATE 14530-FULL SIZE

200157



200268



200164



200336



201531



201537



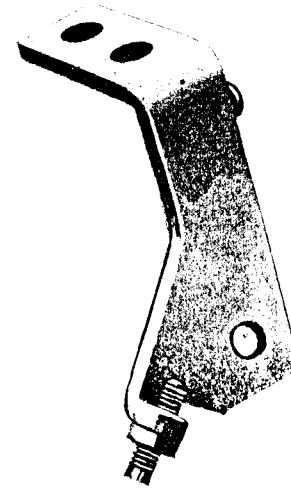
200174



226467



230016



230017

230024

230025



From the library of: Diamond Needle Corp